



Developing a Data Analytics Framework for Environmental Impact Assessment and Carbon Footprint Reduction in Upstream Operations

Gaurav Kumar Sinha
Amazon Web Services Inc
Email: gaurasinh@amazon.com

Abstract:

The oil and gas sector is under growing scrutiny to lessen its environmental footprint and cut down on greenhouse gas outputs, especially during the early stages of exploration and production. This paper introduces an elaborate data analytics approach aimed at boosting the evaluation of environmental effects and aiding in the reduction of carbon emissions in these initial phases. By employing cutting-edge methods for gathering, integrating, and analyzing data, this framework offers crucial insights into the ecological efficiency of these operations. The investigation kicks off by pinpointing essential ecological indicators and sources of data pertinent to the early stages, including drilling, extraction, and transport processes. It establishes a solid methodology for data collection and integration to guarantee the data's accuracy, dependability, and uniformity. Various data origins, such as sensor arrays, operational records, and ecological monitoring systems, are integrated within the framework.

The paper shifts focus towards crafting a collection of data analytics practices. These encompass statistical examinations, machine learning, and predictive analytics to draw significant conclusions from the collated environmental data. These practices are instrumental in uncovering patterns, tendencies, and links related to ecological impacts, thus offering a deeper insight into what drives the carbon footprint in these exploratory and production activities. An integral component of the framework is a visualization and reporting segment that organizes the analyzed data into a clear and actionable arrangement. This segment empowers stakeholders to digest the findings effortlessly, facilitating well-informed decisions on ecological management and strategies for decreasing carbon emissions. The paper wraps up by deliberating on the implications of these discoveries for the oil and gas field and proposing directions for subsequent research. The data analytics approach developed has the capacity to markedly refine the assessment of environmental impacts and bolster the adoption of efficient strategies for reducing carbon footprints in the exploratory and production phases, paving the way towards a greener future for the industry.

Keywords: data analytics, environmental impact assessment, carbon footprint reduction, upstream operations, oil and gas industry, sustainability

Introduction

The oil and gas sector is pivotal in fulfilling the

world's energy needs, yet its activities, especially those in the upstream domain, pose a grave threat to the environment. The processes of exploration,

drilling, and extraction in the upstream sphere are known to contribute to emissions of greenhouse gases, contamination of water bodies, deterioration of land, and loss of land

To surmount these hurdles, it's imperative for the industry to embrace novel methods for gauging and curbing the ecological fallout of its upstream ventures. Within the realm of ecological stewardship, data analytics stands to furnish the oil and gas sector with a deeper comprehension of its operations' environmental repercussions, spotlight avenues for amelioration, and craft focused approaches to lessen its carbon output. The focal point of this paper is to forge an expansive data analytics framework aimed at environmental impact appraisal and diminishing carbon footprints in the upstream oil and gas processes. This envisioned framework is set to capitalize on sophisticated techniques in data gathering, amalgamation, and examination to yield actionable intelligence regarding the ecological efficacy of upstream pursuits. By propelling data-driven decisions and aiding the execution of precise corrective actions, the framework is envisioned to bolster the sector's quest for sustainable practices and diminished ecological detriments.

Problem Statement

The oil and gas sector is confronted with considerable obstacles when it comes to evaluating and handling the environmental effects of their primary operations. These obstacles arise due to the complexity and magnitude of primary operations, the wide array of environmental indicators to consider, and the shortcomings inherent in conventional environmental management methods

A key issue is the absence of thorough and unified environmental data. Primary operations produce a large amount of data from different sources, such as sensor networks, operational records, and environmental monitoring systems. Yet, this data often is stored in isolation, complicating the process of achieving a comprehensive understanding of the environmental impact of primary activities. The lack of a uniform protocol for data collection and amalgamation makes it challenging to utilize this data effectively for assessing environmental impact and making informed decisions.

Furthermore, the adoption of sophisticated data analytics techniques in environmental management

within the oil and gas sector is limited. Traditional methods typically depend on manual analysis of data and the judgment of experts, which may be slow, biased, and error-prone. The sector has not fully exploited the capabilities of machine learning, predictive modeling, and other data-driven methodologies to draw valuable conclusions from environmental data, which can aid in making decisions based on evidence

Solution

The proposed AWS-based data analytics framework consists of the following key components:

Gathering and Merging Data:

- **AWS IoT Core:** Allows for the real-time gathering of data from a variety of sensors and devices in initial operations like drilling sites, production centers, and transport networks.
- **AWS Kinesis:** This service streamlines the collection and analysis of streaming data from diverse origins, facilitating the immediate acquisition and merging of environmental details.
- **AWS Glue:** A serverless service for data integration that provides the functionality to extract, transform, and load (ETL) environmental information from different sources into one main database.

Storing and Handling Data:

- **Amazon S3:** Acts as the main data reservoir for housing both unprocessed and processed environmental details.
- **Amazon RDS:** Offers a managed database service designed for the storage of structured environmental information and its metadata.
- **AWS Lake Formation:** Enhances the creation and management of a protected data lake, ensuring controlled access to environmental information.

Analyzing Data and Implementing Machine Learning:

- **Amazon EMR:** Facilitates the distributed

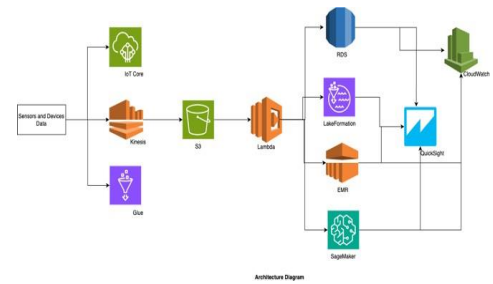
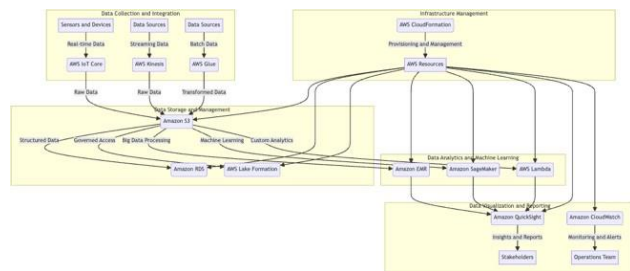
processing of vast environmental data sets using big data platforms such as Apache Spark and Hadoop.

- Amazon SageMaker: A comprehensive machine learning service that supports building, training, and deploying sophisticated analytics models for evaluating environmental impacts and predicting carbon footprints.
- AWS Lambda: Allows for the execution of customized analytics operations and data processing workflows without the need for server management.

Visualizing Data and Making Reports:

- Amazon QuickSight: Offers interactive dashboards and visuals to explore environmental data and share insights with interested parties.
- Amazon CloudWatch: Provides monitoring and alerts for crucial environmental metrics and performance indicators.
- AWS CloudFormation: Facilitates the automated setup and management of AWS resources needed for the data analytics infrastructure.

Architecture Diagram



Architecture Overview

The architecture leverages various AWS services to enable efficient data management, advanced analytics, and data driven decision-making.

Gathering and Merging Data:

- The system acquires real-time data from sensors and gadgets implemented in the primary stages via AWS IoT Core. This facility ensures devices and the cloud communicates securely, facilitating smooth data collection.

- AWS Kinesis processes and integrates streaming data from multiple origins like environmental observation setups and operational records, enabling instantaneous data capture and amalgamation.

- This ensures the system can manage quick-flowing data streams. AWS Glue, a serverless ETL solution, amalgamates batch data from varied sources, performing data alterations and loading it into a unified data repository.

Storing and Handling Data:

- Amazon S3, a scalable and robust object storage solution, is where the environmental information is saved. Serving as the main repository, S3 keeps both unprocessed and processed data.

- Amazon RDS, a supervised relational database service, houses structured information such as metadata and summarized metrics.

- AWS Lake Formation manages and organizes the data repository, ensuring regulated access to environmental information alongside maintaining data safety and adherence to regulations

Analyzing Data and Applying Machine Learning:

- Amazon EMR, a cloud service for big data analysis, is utilized for distributed processing and scrutinizing of data. It supports renowned big data structures like Apache Spark and Hadoop, facilitating the analysis of vast environmental datasets.
- Amazon SageMaker, a comprehensive machine learning platform, is employed for creating, training, and implementing sophisticated analytical models for evaluating environmental impacts and anticipating carbon emissions. SageMaker offers numerous built-in algorithms and resources for data preparation, model training, and assessment.
- AWS Lambda, a service for serverless computing, executes tailor-made analytical tasks and data management workflows, offering adaptable and trigger-based data analysis.

Visualizing Data and Reporting:

- Insights and outcomes from the analytical and machine learning segments are visualized through Amazon QuickSight, a cloud-service for business intelligence. QuickSight provides dynamic dashboards and reports that allow users to dig into environmental data, spot trends, and make well-informed decisions.
- Amazon CloudWatch, a service for monitoring and observability, oversees essential environmental metrics and performance indicators, offering

instantaneous insights into the system's functionality. CloudWatch also facilitates the creation of alerts for proactive surveillance and notifications.

Managing Infrastructure:

- The automation and management of AWS resources necessary for the data analytics framework are driven by AWS CloudFormation, a service for infrastructure as code. CloudFormation templates lay out the infrastructure setup, comprising required AWS services, settings, and interdependencies.
- This allows for the framework's consistent and reproducible deployment across various settings and regions.

Implementation

The implementation of the AWS-based data analytics framework for environmental impact assessment and carbon footprint reduction in upstream oil and gas operations involves the following steps:

Gathering and Merging Data:

- Initiate AWS IoT Core for capturing live data from sensors and devices in upstream processes. Adjust IoT instructions for channeling the data towards AWS Kinesis for instant analysis.
- Establish Kinesis Data Streams for absorbing and processing stream data from a variety of sources. Apply Kinesis Data Analytics for on-the-fly data transformations and groupings.
- Set AWS Glue to pull, modify, and deposit batch data from different sources into a unified data lake on Amazon S3. Generate Glue tasks for data cleaning, standardization, and enhancement.

Storing and Handling Data:

- Construct an Amazon S3 reservoir to act as the principal data lake for holding unprocessed and processed environmental records. Adjust data life cycle rules for minimizing storage prices and managing data preservation.

- Implement Amazon RDS for holding structured records, like metadata and compound metrics. Decide on a suitable database engine (e.g., PostgreSQL, MySQL) depending on the data needs.
- Employ AWS Lake Formation for creating and overseeing the data lake. Adjust data admission policies, security measures, and data catalog integration for regulated access to the environmental records.

Analyzing Data and Applying Machine Learning:

- Kick off an Amazon EMR cluster for conducting big data analysis and computations. Install and arrange the necessary big data frameworks, such as Apache Spark and Hadoop.
- Craft and run Spark missions on the EMR cluster to examine and study extensive environmental data collections. Leverage Spark SQL for data inquiries and accumulations, and Spark MLlib for machine learning endeavors.
- Utilize Amazon SageMaker for creating, training, and applying machine learning models aimed at environmental impact analysis and carbon emission forecasts. Employ SageMaker's inbuilt algorithms or construct bespoke models using well-known frameworks like TensorFlow or PyTorch.
- Activate AWS Lambda functions for performing tailor-made analytics operations and data handling workflows. Trigger Lambda operations based on events or timetable them through AWS CloudWatch Events.

Visualization and Reporting of Data:

- Generate dynamic dashboards and reports with Amazon QuickSight. Link QuickSight with the data sources in Amazon S3 and Amazon RDS.
- Design dashboard that are visually striking and informative to display environmental indicators, trends, and discoveries. Tailor the dashboards for

various stakeholder needs.

- Organize Amazon CloudWatch for observing crucial environmental indicators and performance metrics. Set up CloudWatch alarms and notifications for alerting stakeholders of discrepancies or exceeding limits.

Management of Infrastructure:

- Utilize AWS CloudFormation for outlining the infrastructure required for the data analytics architecture. Design CloudFormation blueprints detailing the necessary AWS services, configurations, and interdependencies.
- Automate the deployment and supervision of AWS services through CloudFormation. Use version control for overseeing the CloudFormation blueprints and noting changes progressively.
- Deploy continuous integration and continuous deployment (CI/CD) workflows with AWS CodePipeline and AWS CodeBuild to seamlessly introduce infrastructure adjustments and application updates.

Ensuring Security and Compliance:

- Apply security best practices throughout the AWS framework, including restricted access, encryption of data when inactive and during transfer, and network segmentation via Amazon VPC.
- Use AWS Identity and Access Management (IAM) for controlling user entry and permissions. Employ IAM roles and policies for strict access control to AWS services.
- Confirm adherence with pertinent industry norms and regulations, like ISO 27001, GDPR, and HIPAA. Use AWS's compliance offerings and tools, such as AWS Config and AWS Security Hub, for compliance tracking and management.

Monitoring and Fine-tuning:

- Initiate thorough monitoring and logging with Amazon CloudWatch and AWS CloudTrail. Capture and scrutinize metrics, logs, and events to understand the architecture's operational performance and utilization.
- Persistently watch and refine the architecture's components for cost efficiency, operational excellence, and reliability. Utilize AWS Cost Explorer and AWS Trusted Advisor for spotting cost reduction opportunities and recommended practices.
- Regularly revise and fine-tune the architecture following shifts in business demands, technological advancements, and input from stakeholders.

Implementation of PoC

The following steps outline the process for implementing the PoC:

Establish Objectives and Boundaries for the PoC:

- Articulate the goals of the PoC clearly, such as confirming the efficacy of data gathering and integration, scrutinizing the efficiency of analytics and artificial intelligence models, and evaluating the ease of use of visualization and reporting tools for data.
- Pin down the PoC's extent, encompassing particular upstream procedures, environmental indicators, and sources of data to be considered. It is crucial to center on a segment that represents the broader framework to simplify and mitigate risks.

Select PoC Team and Identify Stakeholders:

- Compile a multidisciplinary PoC crew, including industry specialists in domains, experts in data science, IT professionals, and pivotal stakeholders from the domain of oil and gas.
- Assign explicit roles and duties to every team participant, guaranteeing the

representation of all essential competences and knowledge.

- Interact with stakeholders to capture their needs, anticipations, and responses during the PoC rollout period.

Frame PoC Structure and the Design:

- Craft a comprehensive structure and design blueprint for the PoC, explaining particular AWS utilities, data movements, and points of integration.
- Pinpoint the data origins and formats requisite for the PoC, embracing sensor records, operational diaries, and environmental observation systems.
- Conceptualize the data frameworks, blueprints, and modifications needed to back the PoC scenarios.

Configure AWS Surroundings:

- Allocate the required AWS utilities and services as specified in the architecture and design blueprint of the PoC.
- Set up the AWS setting, taking into account networking, safety, and permissions, to confirm a secure and segregated PoC execution.
- Activate the components for data assimilation and integration, such as AWS IoT Core, AWS Kinesis, and AWS Glue, for ingesting and processing PoC information.

Forge and Validate Analytics and Machine Learning Models:

- Construct the necessary analytics and artificial intelligence models for the PoC, directing attention toward specific use cases like environmental impact analysis and reduction of carbon footprint.
- Employ Amazon SageMaker for the construction, training, and evaluation of these models using the datasets of PoC.
- Execute comprehensive tests and validations of the models to guarantee their

precision, dependability, and functionality.

Execute Data Visualization and Reporting:

- Design and deploy the components for data visualization and reporting employing Amazon QuickSight.
- Develop intuitive dashboards and reports that elucidate the PoC outcomes, including environmental measurements, tendencies, and insights.
- Solicit feedback from stakeholders regarding the data visualization and reporting tools' effectiveness and ease of use.

Perform PoC Evaluation and Review:

- Undertake the PoC across a specified duration, amassing data and observing the framework's output and efficiency.
- Appraise the results of the PoC with reference to the pre-defined objectives and success metrics, tracking vital performance indicators such as the accuracy of data, processing delays, and the efficacy of models.
- Carry out user acceptance testing (UAT) with stakeholders to authenticate the framework's operability, usability, and compliance with business necessities.

Compile Outcomes and Propose Recommendations:

- Amass a detailed PoC report, recording the execution process, outcomes, and gleaned insights.
- Highlight improvement areas and suggest measures for the framework's scale-up and extension based on findings from the PoC.
- Demonstrate the PoC report to stakeholders

and decision-makers, spotlighting the advantages, hurdles, and prospective business implications of the AWS-based data analytics framework.

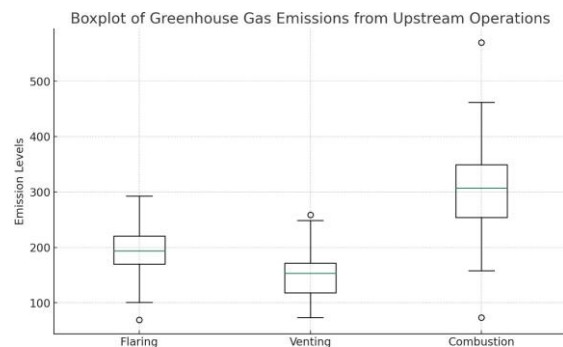
Strategize for Production Implementation:

- Formulate a strategy for moving the framework from PoC to full-scale production deployment, guided by the feedback from stakeholders and the results of PoC.
- Outline the resources, timelines, and interdependencies needed to enlarge the framework to encompass the broad span of upstream tasks and environmental data.
- Set in place governance mechanisms, policies for data management, and operational protocols to ensure the enduring success and efficiency of the framework.

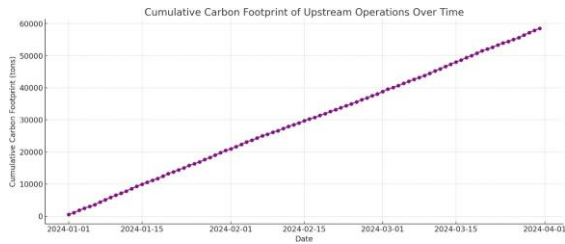
Uses

Here are potential business issues and findings that can be derived from the data analytics layer of the framework for environmental impact assessment and carbon footprint reduction in upstream oil and gas operations:

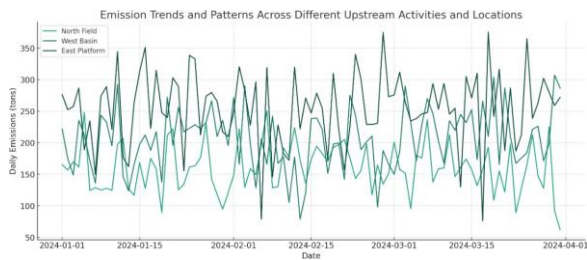
1. Identification of key emission sources: Analyze data to identify the main contributors to greenhouse gas emissions in upstream operations, such as flaring, venting, and combustion.



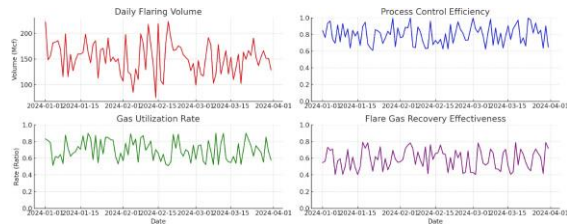
2. Quantification of carbon footprint: Calculate the total carbon footprint of upstream operations based on the collected environmental data, enabling tracking and reporting of emissions over time.



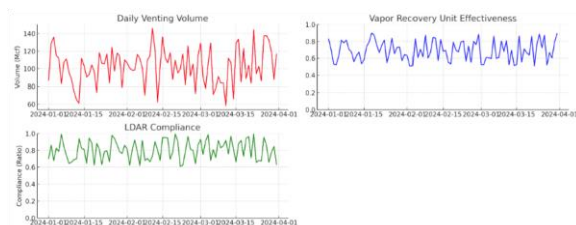
3. Emission trends and patterns: Identify trends and patterns in emissions across different upstream activities, locations, and time periods, facilitating targeted emission reduction strategies



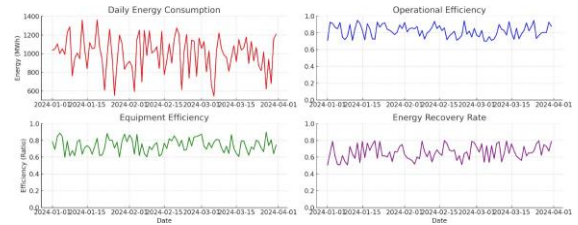
4. Flaring optimization: Analyze flaring data to identify opportunities for flaring reduction, such as improved process control, gas utilization, and flare gas recovery systems.



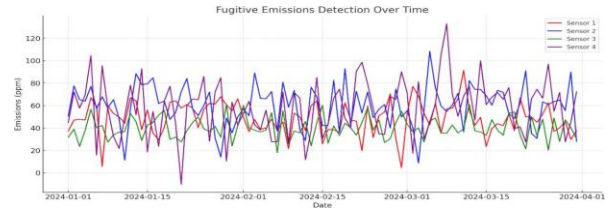
5. Venting minimization: Identify instances of excessive venting and develop strategies to minimize venting, such as implementing vapor recovery units and leak detection and repair (LDAR) programs.



high energy consumption and potential efficiency improvement.

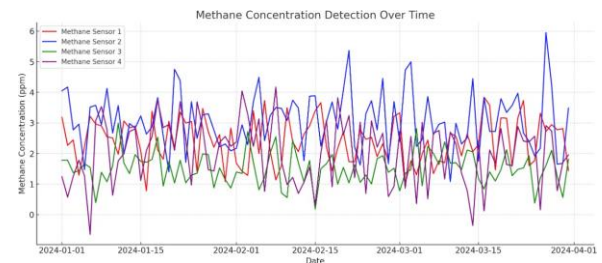


7. Fugitive emission detection: Utilize data from leak detection sensors and monitoring systems to identify and quantify fugitive emissions, enabling prompt corrective actions.

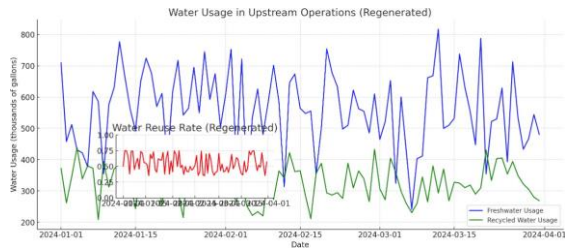


6. Energy efficiency analysis: Evaluate the energy efficiency of upstream operations, identifying areas of

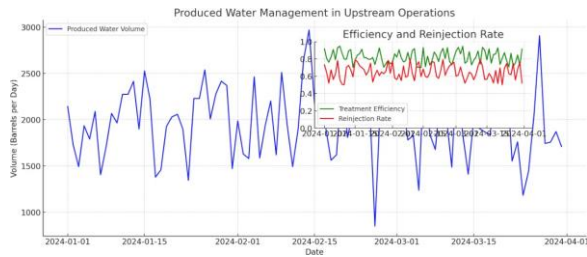
8. Methane leak identification: Analyze data from methane sensors to detect and locate methane leaks in upstream infrastructure, facilitating leak repair and prevention.



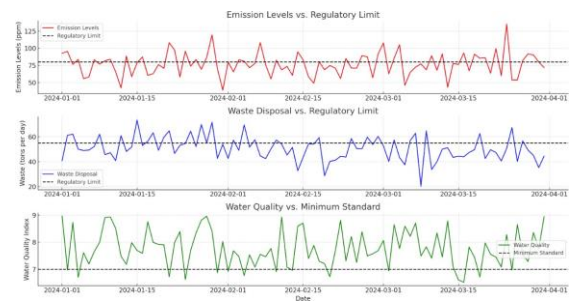
9. Water usage optimization: Assess water usage data to identify opportunities for water conservation, recycling, and reuse in upstream operations.



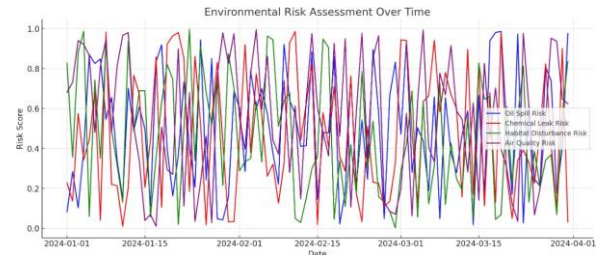
10. Produced water management: Analyze produced water data to optimize treatment, disposal, and reinjection practices, minimizing the environmental impact of produced water.



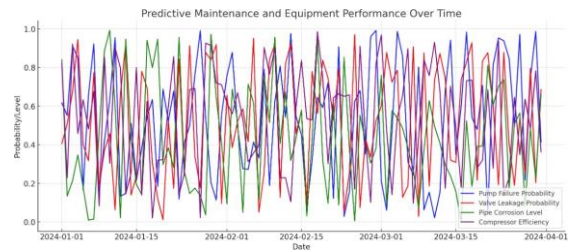
11. Environmental compliance monitoring: Monitor environmental data against regulatory requirements and company policies to ensure compliance and identify potential non-comformances.



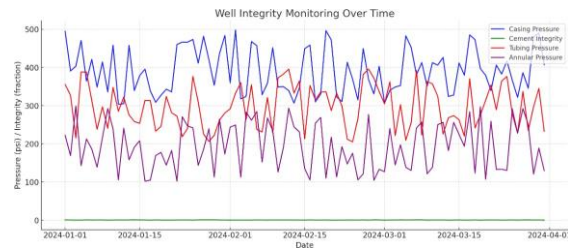
12. Environmental risk assessment: Utilize environmental data to assess and prioritize environmental risks associated with upstream operations, enabling proactive risk mitigation strategies.



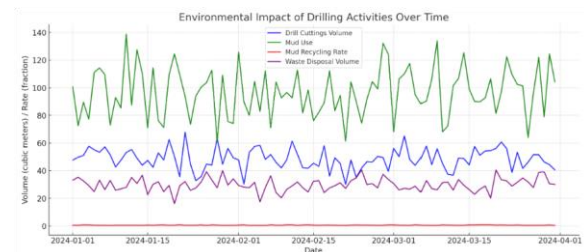
13. Predictive maintenance: Analyze equipment performance data to predict potential failures and optimize maintenance schedules, reducing the risk of environmental incidents.



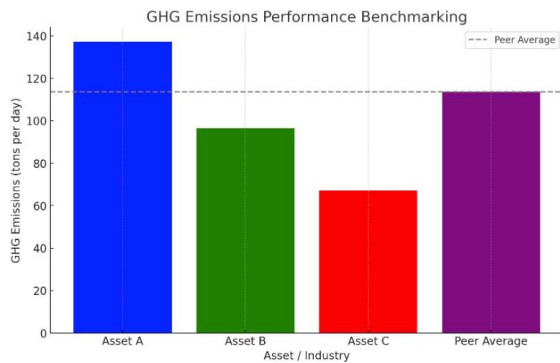
14. Well integrity monitoring: Monitor well integrity data to identify potential well failures or leaks, enabling early intervention and prevention of environmental impacts.



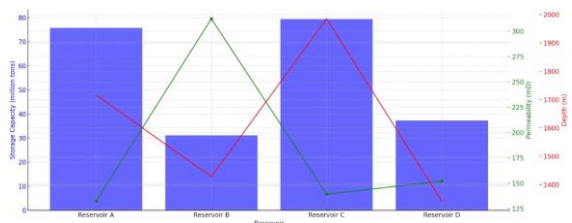
15. Environmental impact of drilling activities: Assess the environmental impact of drilling activities, such as drill cuttings and mud management, to identify opportunities for waste reduction and disposal optimization.



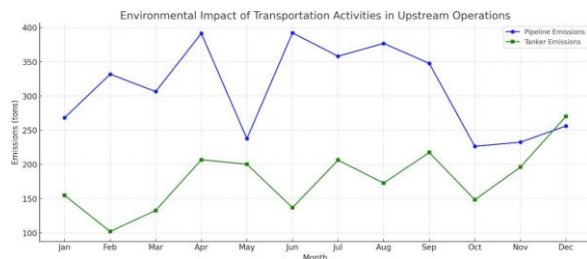
16. Greenhouse gas (GHG) benchmarking: Compare GHG emissions performance across different upstream assets, operations, and industry peers to identify best practices and areas for improvement.



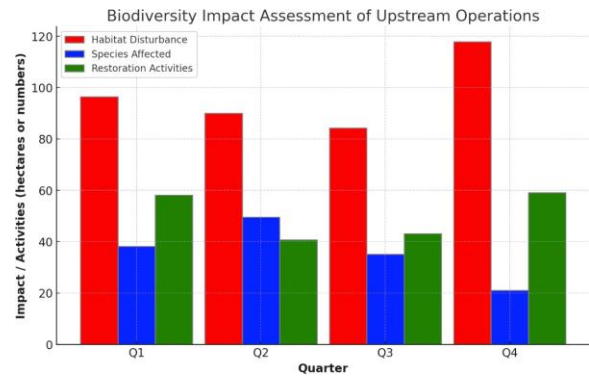
17. Carbon capture and storage (CCS) potential: Analyze reservoir and geological data to assess the potential for CCS implementation in upstream operations, supporting long-term carbon footprint reduction.



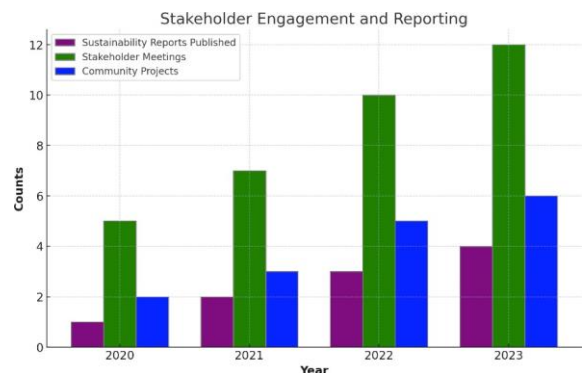
18. Environmental impact of transportation: Evaluate the environmental impact of transportation activities associated with upstream operations, such as pipeline and tanker emissions, to identify emission reduction opportunities.



19. Biodiversity impact assessment: Utilize environmental data to assess the impact of upstream operations on local biodiversity, enabling the development of biodiversity conservation and restoration strategies



20. Stakeholder engagement and reporting: Leverage environmental data to generate transparent and meaningful sustainability reports, engaging stakeholders and demonstrating commitment to environmental stewardship.



Impact

The implementation of a data analytics framework for environmental impact assessment and carbon footprint reduction in upstream oil and gas operations can bring significant benefits and positive impacts to the business.

Here are key impacts:

1. Enhanced environmental performance:

By leveraging data-driven insights, oil and gas

companies can identify opportunities for emission reduction, optimize resource utilization, and minimize the environmental impact of their upstream operations, leading to improved environmental performance and sustainability.

2. Regulatory compliance:

The framework enables companies to monitor and ensure compliance with environmental regulations and standards, reducing the risk of non-compliance penalties, legal liabilities, and reputational damage.

3. Cost savings:

Identifying and implementing emission reduction strategies, such as flaring optimization and energy efficiency improvements, can lead to significant cost savings through reduced fuel consumption, energy costs, and carbon taxes.

4. Operational efficiency:

By analyzing environmental and operational data, companies can optimize their upstream processes, improve equipment performance, and reduce downtime, resulting in increased operational efficiency and productivity.

5. Improved risk management:

The framework allows for proactive identification and assessment of environmental risks, enabling companies to develop targeted risk mitigation strategies and contingency plans, ultimately reducing the likelihood and impact of environmental incidents.

6. Stakeholder trust and reputation:

Demonstrating a strong commitment to environmental stewardship and transparency through data-driven sustainability reporting can enhance stakeholder trust, improve corporate reputation, and strengthen the company's social license to operate.

7. Competitive advantage:

Companies that effectively leverage environmental data analytics can differentiate themselves in the market, attract environmentally conscious investors, and secure preferential access to resources and partnerships, thereby gaining a competitive edge.

8. Innovation and technology adoption:

Implementing a data analytics framework can foster a culture of innovation and encourage the adoption of advanced technologies, such as machine learning and artificial intelligence, which can drive further improvements in environmental performance and operational efficiency.

9. Talent attraction and retention:

Companies with a strong focus on environmental sustainability and data-driven decision-making are more likely to attract and retain top talent, particularly among younger generations who prioritize environmental responsibility and technology-driven workplaces.

10. Long-term business resilience:

By proactively addressing environmental challenges and reducing their carbon footprint, oil and gas companies can position themselves for long-term success in a low-carbon future, mitigating the risks associated with the energy transition and adapting to changing market demands and regulations.

Extended Use Cases

Here are extended use cases for different

1. Health Industry:

Use Case: Developing a data analytics framework to assess the environmental impact of healthcare facilities, including energy consumption, waste management, and pharmaceutical disposal, to identify opportunities for reducing their carbon footprint and promoting sustainable practices.

2. Retail Industry:

Use Case: Implementing a data analytics framework to analyze the environmental impact of retail operations, such as supply chain logistics, packaging, and energy usage in stores, to optimize resource efficiency and minimize the carbon footprint of retail businesses.

3. Travel Industry:

Use Case: Utilizing a data analytics framework to assess the environmental impact of travel and tourism activities, including transportation emissions, accommodation energy consumption, and waste generation, to develop sustainable tourism strategies and reduce the industry's carbon footprint.

4. Pharmaceutical Industry:

Use Case: Applying a data analytics framework to evaluate the environmental impact of pharmaceutical manufacturing processes, including energy consumption, water usage, and waste management, to identify opportunities for reducing the carbon footprint and improving the sustainability of pharmaceutical production.

5. Hospitality Industry:

Use Case: Leveraging a data analytics framework to assess the environmental impact of hotels and restaurants, including energy and water consumption, food waste, and single-use plastics, to implement sustainable practices and reduce the carbon footprint of the hospitality sector.

6. Supply Chain Industry:

Use Case: Developing a data analytics framework to analyze the environmental impact of supply chain operations, including transportation emissions, packaging waste, and energy consumption in warehouses, to optimize logistics and reduce the carbon footprint of supply chain management.

7. Finance Industry:

Use Case: Implementing a data analytics framework to assess the environmental impact of financial institutions, including energy consumption in offices, paper usage, and the carbon footprint of investment portfolios, to promote sustainable finance practices and reduce the environmental impact of the finance sector.

8. E-commerce Industry:

Use Case: Utilizing a data analytics framework to evaluate the environmental impact of e-commerce operations, including packaging waste, transportation emissions, and energy consumption in data centers, to develop sustainable e-commerce

strategies and reduce the carbon footprint of online retail.

9. Shipping Industry:

Use Case: Applying a data analytics framework to assess the environmental impact of shipping and logistics activities, including fuel consumption, emissions from vessels, and port operations, to optimize routes, improve fuel efficiency, and reduce the carbon footprint of the shipping industry.

10. CRM (Customer Relationship Management) Industry:

Use Case: Leveraging a data analytics framework to analyze customer data and preferences related to environmental sustainability, enabling companies to tailor their products, services, and communication strategies to meet the growing demand for eco-friendly solutions and enhance customer engagement in sustainability initiatives.

Conclusions

To wrap things up, crafting a framework for analyzing data related to the environmental impacts and reducing the carbon output in the first stages of oil and gas extraction is an essential move toward embracing practices that are both sustainable and considerate of the environment within this sector. The AWS-based model proposed takes advantage of sophisticated techniques for gathering, merging, and scrutinizing data to offer a holistic and driven by data method for evaluating and decreasing the environmental repercussions of such initial activities.

This model tackles the primary obstacles the industry faces, which includes the absence of all-encompassing and unified data on the environment, a scarce usage of cutting-edge analytics methods, and the demand for forward-thinking strategies for managing environmental impacts. Through the utilization of AWS offerings like IoT Core, Kinesis, Glue, S3, EMR, SageMaker, and QuickSight, the model empowers the sector to effectively accumulate, organize, analyze, and present environmental data from a wide range of sources, fostering decisions based on data and continuous enhancement.

The model's application through a Proof of Concept (PoC) confirms its technical viability, effectiveness, and the value potential it holds for business. The PoC facilitates the testing of crucial features like the intake of data, the development of analytics models, and the presentation of data, all while collecting important feedback from involved parties. Insights obtained from the PoC lay down a sturdy groundwork for expanding the model to encompass the entire spectrum of initial operations and environmental data.

Illustrated through additional use cases within this document are the versatility and impactful possibilities of the analytics model for data across multiple sectors such as healthcare, retail, travel, pharmaceuticals, hospitality, supply chains, finance, e-commerce, shipping, and CRM. By tailoring the model to meet the unique needs and challenges of each sector, companies can advocate for sustainable practices, diminish their impact on the environment, and contribute toward the global battle against climate change. Implementing this data analytics model for assessing environmental impacts and minimizing carbon emissions in initial oil and gas extraction operations can offer substantial advantages to businesses including improved environmental performance, adherence to regulations, cost reductions, increased operational efficiency, better risk management, enhanced trust from stakeholders, a competitive edge, innovation, attraction of talent, and resilience of the business over the long haul.

[1] Alonso-Fariñas, B., Oliva, A., Rodríguez-Galán, M., Esposito, G., García-Martín, J. F., Rodríguez-Gutiérrez, G., Serrano, A., & Feroso, F. G. (2020). Environmental assessment of olive mill solid waste valorization via anaerobic digestion versus olive pomace oil extraction. *Processes*, 8(5), 626. <https://doi.org/10.3390/pr8050626>

[1] Wanasinghe, T. R., Gosine, R. G., James, L., Mann, G. K. I., De Silva, O., & Warrion, P. (2020). The Internet of Things in the Oil and Gas Industry: A Systematic review. *IEEE Internet of Things Journal*, 7(9), 8654–8673. <https://doi.org/10.1109/jiot.2020.2995617>

[2] Arthur, J. L., & Amo-Fosu, C. (2020). Oil and

Nonetheless, it's crucial to recognize that deploying such a model comes with its set of hurdles. It demands a deep dedication from the leadership, collaboration across different functions, and a continuous investment in technology, skills, and processes. The model requires regular updates and tweaks, keeping in pace with changing business demands, regulatory landscapes, and technological progress to ensure it remains effective and pertinent over time.

In essence, devising and putting into effect a data analytics model for the purpose of environmental impact assessment and reduction of carbon footprint in the early stages of oil and gas production presents a vital chance for the sector to adopt practices driven by data towards sustainability. By tapping into AWS capabilities and sophisticated analytical methods, companies in the oil and gas industry can proactively evaluate and lessen their environmental impact, achieve excellence in operations, and secure a competitive stance in the business world that is growing increasingly conscious of environmental issues. The insights and suggestions offered in this document lay the groundwork for further exploration and embracing of data analytics models for sustainable and responsible operations in the initial stages.

References

gas exploitation in the Ghanaian context: The balance of benefits and challenges. *African Journal of Environmental Science and Technology*, 14(7), 177–182. <https://doi.org/10.5897/ajest2020.2856>

[2] Öztürk, M., & Dinçer, İ. (2019). Comparative environmental impact assessment of various fuels and solar heat for a combined cycle. *International Journal of Hydrogen Energy*, 44(10), 5043–5053. <https://doi.org/10.1016/j.ijhydene.2019.01.003>

[3] Riboldi, L., Völler, S., Korpås, M., & Nord, L. O. (2019). An integrated assessment of the environmental and economic impact of offshore oil platform electrification. *Energies*, 12(11), 2114. <https://doi.org/10.3390/en12112114>

[4] Ng, S., Heshka, N. E., Zheng, Y., Wei, Q., & Ding, F. (2019). FCC coprocessing oil sands

heavy gas oil and canola oil. 3. Somecracking characteristics. *Green Energy & Environment*, 4(1), 83–91.
<https://doi.org/10.1016/j.gee.2018.03.004>

[5] Xing, L., Xiong, S., Li, Z., Zhou, M., & Li, H. (2019). Variation of global fossil-energy carbon footprints based on regional net primary productivity and the gravity model. *Journal of Cleaner Production*, 213, 225–241.
<https://doi.org/10.1016/j.jclepro.2018.12.044>

[6] Das, I., & Cañizares, C. A. (2019). Renewable energy integration in Diesel-Based microgrids at the Canadian Arctic. *Proceedings of the IEEE*, 107(9), 1838–1856.
<https://doi.org/10.1109/jproc.2019.2932743>

[7] Goldstein, B., Gounaridis, D., & Newell, J. P. (2020). The carbon footprint of household energy use in the United States. *Proceedings of the National Academy of Sciences of the United States of America*, 117(32), 19122–19130.
<https://doi.org/10.1073/pnas.1922205117>

[8] Li, Z., Qiu, R., Meng, J., Long, Y., Yan, Y., Li, M., Huang, Z., & Liang, Y. (2020). Reducing carbon footprint of deep-sea oil and gas field exploitation by optimization for Floating Production Storage and Offloading. *Applied Energy*, 261, 114398.
<https://doi.org/10.1016/j.apenergy.2019.114398>

[9] Wanasinghe, T. R., Gosine, R. G., James, L., Mann, G. K. I., De Silva, O., & Warriar, P. (2020). The Internet of Things in the Oil and Gas Industry: A Systematic review. *IEEE Internet of Things Journal*, 7(9), 8654–8673.
<https://doi.org/10.1109/jiot.2020.2995617>

[10] Munir, M. (2020). Empirical Study of work efficiency in upstream oil and gas industry of State company. *International Journal of Advanced Trends in Computer Science and Engineering*, 9(2), 1499–1504.
<https://doi.org/10.30534/ijatcse/2020/91922020>

[11] IMPLEMENTATION OF LEADING AND LAGGING INDICATORS TO IMPROVE SAFETY PERFORMANCE IN THE UPSTREAM OIL AND GAS INDUSTRY. (2020). *Journal of Critical Reviews*, 7(14).
<https://doi.org/10.31838/jcr.07.14.45>

[12] Rutowicz, M. (2020). Supply chains for the oil and gas sector. Identification and location of the oilfield service operators in the contemporary geopolitical system. *TransNav: International Journal on Marine Navigation and Safety of Sea Transportation*, 14(2), 485–491.
<https://doi.org/10.12716/1001.14.02.29>

[13] Carpenter, C. (2020). How digital transformation improves perceptions of oil and gas industry. *Journal of Petroleum Technology*, 72(12), 33.
<https://doi.org/10.2118/1220-0033-jpt>

[14] Abdulla, H., & Al-Hashimi, M. (2019). The impact of project management methodologies on project success: A case study of the oil and gas industry. *Journal of Engineering, Project, and Production Management*.
<https://doi.org/10.2478/jeppm-2019-0013>

[15] Florescu, M. S., Ceptureanu, E. G., Cruceru, A. F., & Ceptureanu, S. I. (2019). Sustainable Supply chain Management Strategy influence on supply chain management functions in the oil and gas distribution industry. *Energies*, 12(9), 1632.
<https://doi.org/10.3390/en12091632>

[16] Cardoni, A., Kiseleva, E., & Terzani, S. (2019). Evaluating the Intra-Industry Comparability of Sustainability Reports: the case of the oil and gas industry. *Sustainability*, 11(4), 1093.
<https://doi.org/10.3390/su11041093>

[17] Sousa, A. M., Ribeiro, T., Relvas, S., & Barbosa-Póvoa, A. P. (2019). Using machine learning for enhancing the understanding of bullwhip effect in the oil and gas industry. *Machine Learning and Knowledge Extraction*, 1(3), 994–1012. <https://doi.org/10.3390/make1030057>

[18] Hoque, M. E., Low, S., & Zaidi, M. a. S. (2020). The effects of oil and gas risk factors on Malaysian oil and gas stock returns: Do they vary? *Energies*, 13(15), 3901.
<https://doi.org/10.3390/en13153901>

[19] Hoque, M. E., Low, S., & Zaidi, M. a. S. (2020). The effects of oil and gas risk factors on Malaysian oil and gas stock returns: Do they vary? *Energies*, 13(15), 3901.
<https://doi.org/10.3390/en13153901>

[20] Navarro, A. M. G., Capozzoli, A., Rocca, V., & Romagnoli, R. (2020). A glance about the

Big Data Analytics in the Oil&Gasindustry.
Mendeley.
<https://doi.org/10.19199/2020.2.1121-9041.036>

[21] Alzahabi, A., Trindade, A. A., Kamel, A., & Harouaka, A. (2020). Optimizing initial oil production of horizontal Wolfcampwells utilizing data analytics. *Journal of Petroleum Exploration and Production Technology*, 10(6), 2357–2371. <https://doi.org/10.1007/s13202-020-00926-0>

[22] Alguliyev, R. M., Alakbarov, R., & Tahirzada, S. F. (2020). An architecture for big IoT data analytics in the oil and gas industry. *International Journal of Hyperconnectivity and the Internet of Things*, 4(2), 25–37. <https://doi.org/10.4018/ijhiot.2020070102>

[23] Artun, E. (2020). Performance assessment and forecasting of cyclic gas injection into a hydraulically fractured well using data analytics and machine learning. *Journal of Petroleum Science and Engineering*, 195, 107768. <https://doi.org/10.1016/j.petrol.2020.107768>

[24] Wigwe, M., Bougre, E. S., Watson, M., & Giussani, A. (2020). Comparative evaluation of multi-basin production performance and application of spatio-temporal models for unconventional oil and gas production prediction. *Journal of Petroleum Exploration and Production Technology*, 10(8), 3091–3110. <https://doi.org/10.1007/s13202-020-00960-y>