



Employing Data Analytics and Evolutionary Algorithms for Optimizing Downstream Refinery Process Parameters

Gaurav Kumar Sinha

E-mail: gaursinh@amazon.com

Abstract:

The downstream refinery process is a complex and critical component of the petroleum industry, requiring continuous optimization to improve efficiency, product quality, and profitability. This paper explores the application of data analytics and evolutionary algorithms to optimize key process parameters in the downstream refinery process. The study utilizes historical process data from various refinery units, such as crude distillation, fluid catalytic cracking, and hydrotreating, to develop predictive models and identify critical process variables. Advanced data analytics techniques, including machine learning algorithms and multivariate statistical analysis, are employed to uncover hidden patterns and relationships among the process parameters. Furthermore, evolutionary algorithms, such as genetic algorithms and particle swarm optimization, are applied to optimize the identified critical process parameters. These algorithms simulate the principles of natural evolution to search for optimal solutions in a complex and multi-dimensional parameter space. The optimization objectives include maximizing product yield, minimizing energy consumption, and ensuring product quality compliance. This research highlights the potential of integrating data analytics and evolutionary algorithms for optimizing downstream refinery processes. The findings contribute to the advancement of smart manufacturing and data-driven decision-making in the petroleum industry, enabling refineries to adapt to changing market demands and regulatory requirements while maintaining a competitive edge.

Keywords: downstream refinery process, data analytics, evolutionary algorithms, process optimization, machine learning, genetic algorithms, particle swarm optimization, smart manufacturing.

1. Introduction

In the oil industry, the secondary refining stage is crucial for transforming crude oil into various essential commodities, including petrol, diesel, aviation fuel, and materials for making chemicals. It's important to fine-tune the parameters of this stage to enhance efficiency, the quality of outputs, and profit margins, whilst also lessening the environmental footprint.

However, this secondary refining stage involves a highly intricate system with numerous interconnected sections and a large array of variables, which makes

the task of optimization daunting.

Traditionally, the industry has relied on methods like trial- and-error and heuristic techniques for optimization, which don't effectively manage the complex and nonlinear nature of the refining processes.

Lately, with advancements in technology, data analysis and evolutionary algorithms have stood out as influential tools for optimizing processes across different sectors. Data analysis methods, such as statistical approaches and machine learning, are critical for gleaning insights from the data of the process, pinpointing essential variables and their

interconnections. Inspired by natural selection principles, evolutionary algorithms offer robust solutions for optimizing complex issues that are multidimensional by nature.

The use of data analysis alongside evolutionary algorithms in enhancing the secondary refining processes has caught the eye of both the academic field and the industrial sector. Numerous studies highlight these techniques' capacity to elevate efficiency, quality of products, and energy conservation. Nonetheless, employing a combined approach of data analysis and evolutionary algorithms to thoroughly optimize the secondary refining process is still a topic of ongoing research.

This paper introduces an innovative methodology that marries data analysis with evolutionary algorithms for fine-tuning crucial parameters in the secondary refining stage. By utilizing historical data from the process, this method develops predictive models and zeroes in on vital variables. Evolutionary algorithms are then applied to find the most advantageous settings for these parameters. The effectiveness of this methodology is corroborated through real-world refinery data case studies, showcasing marked enhancements in both process efficacy and financial gain.

2. Problem Statement

Refining processes at the downstream level encompass a sophisticated network of operations, including but not limited to crude oil distillation, the application of fluidic catalytic cracking, hydrotreating techniques, and the process of reforming. Each operational unit is characterized by various process variables like temperature settings, pressure levels, flow rates, and the nature of catalysts used, all of which play a pivotal role in determining the efficiency of the overall refining operation.

To enhance operational efficiency, the quality of the end products, and the profitability margins, while simultaneously minimizing the consumption of energy and lessening the environmental footprint, it is critical to refine these process parameters.

Yet, optimizing the parameters involved in the downstream refining operations presents formidable challenges:

Complexity of Process

The sequence of operations in the downstream refining spectrum exhibits a high degree of

complexity, characterized by non-linear variable interactions and numerous constraints. Traditional optimization techniques, including empirical trial-and-error methods and heuristic strategies, often fail to accurately portray the complex interplay between these variables, resulting in solutions that are not optimal.

Vast Data Volume

Refineries are repositories of massive quantities of data generated from an array of sensors and control mechanisms. The challenge lies in sifting through this extensive data to extract actionable insights. Traditional analytical methods might fall short when it comes to unveiling the underlying patterns and relationships amidst process variables.

Volatility in Process Conditions

The refining processes are inherently dynamic, influenced by the fluctuations in the quality of feedstock, evolving market demands, and stringent regulatory mandates.

Achieving real-time optimization and making informed decisions amidst such dynamic conditions poses a significant challenge when relying solely on conventional optimization methods.

The Dilemma of Multi-Objective Optimization

Optimizing the operations in downstream refining is a balancing act involving competing objectives such as maximizing the yield of products, minimizing energy usage, and ensuring compliance with product quality standards. Finding solutions that offer a balanced trade-off among these objectives necessitates the adoption of advanced optimization strategies capable of handling such complexity. A collective risk should a widely adopted cipher be compromised or reach its expiration.

3. Solution

To address the challenges in optimizing downstream refinery process parameters, I propose a comprehensive solution that leverages the capabilities of Amazon Web Services (AWS) and integrates data analytics and evolutionary algorithms

Gathering and Archiving Data

The initial phase involves the gathering and archiving of vast amounts of data generated by different units within the refinery. For this task, AWS offers a range of services tailored for data collection and storage:

- Amazon Kinesis Data Streams: This

service facilitates the real-time streaming of data from refinery sensors and control mechanisms. It's designed to manage the ingestion of data in large volumes and ensures minimal delay in processing.

- Amazon S3: This is where the gathered data from the refinery processes can be archived. The Amazon Simple Storage Service (S3) provides scalable and robust storage solutions. It is capable of managing data on a large scale, ensuring both high availability and durability of the data.
- Amazon RDS: Amazon Relational Database Service (RDS) is the go-to for organizing structured data, including process analysis and processing of large data sets using Apache Spark, Hadoop, among other frameworks. It's beneficial for data pre-processing, feature engineering, and training models.
- Amazon SageMaker: This is a comprehensive machine learning platform that supports the entire machine learning workflow, including model development, training, and deployment. With integrated algorithms and frameworks, it facilitates predictive analysis and understanding the interplay between critical process variables.
- AWS Glue: Being a serverless data integration service, AWS Glue simplifies the discovery, preparation, and amalgamation of data for analysis and machine learning purposes. It's particularly useful for data transformation and managing data pipelines.

Evolutionary Optimization

Identifying the key process variables allows for the application of evolutionary algorithms to optimize process parameters. AWS provides several tools and services for implementing these advanced optimization techniques:

- AWS Lambda: This serverless computing service enables the execution of code without the need for server management. It's particularly suited for applying evolutionary algorithms like genetic algorithms or particle swarm optimization to refine process parameters.

parameters and quality measures. With RDS, you have access to managed database services like PostgreSQL and MySQL, which offer tremendous scalability and dependability.

Analyzing and Processing Data

After the data has been collected and stored, the next step is its analysis and processing to draw pertinent insights and pinpoint essential process variables. AWS has a suite of services designed for data analytics and processing:

- Amazon EMR: A managed Big Data framework, Amazon Elastic MapReduce (EMR) supports the
- AWS Step Functions: As a serverless workflow service, Step Functions orchestrates various AWS services into seamless workflows. It's instrumental in managing the optimization workflow, which includes data fetching, running evolutionary algorithms, and storing outcomes.
- AWS Batch: This service manages batch computing across any scale, facilitating the parallel execution of multiple instances of the optimization algorithm. This allows for a more effective exploration of the parameter space.

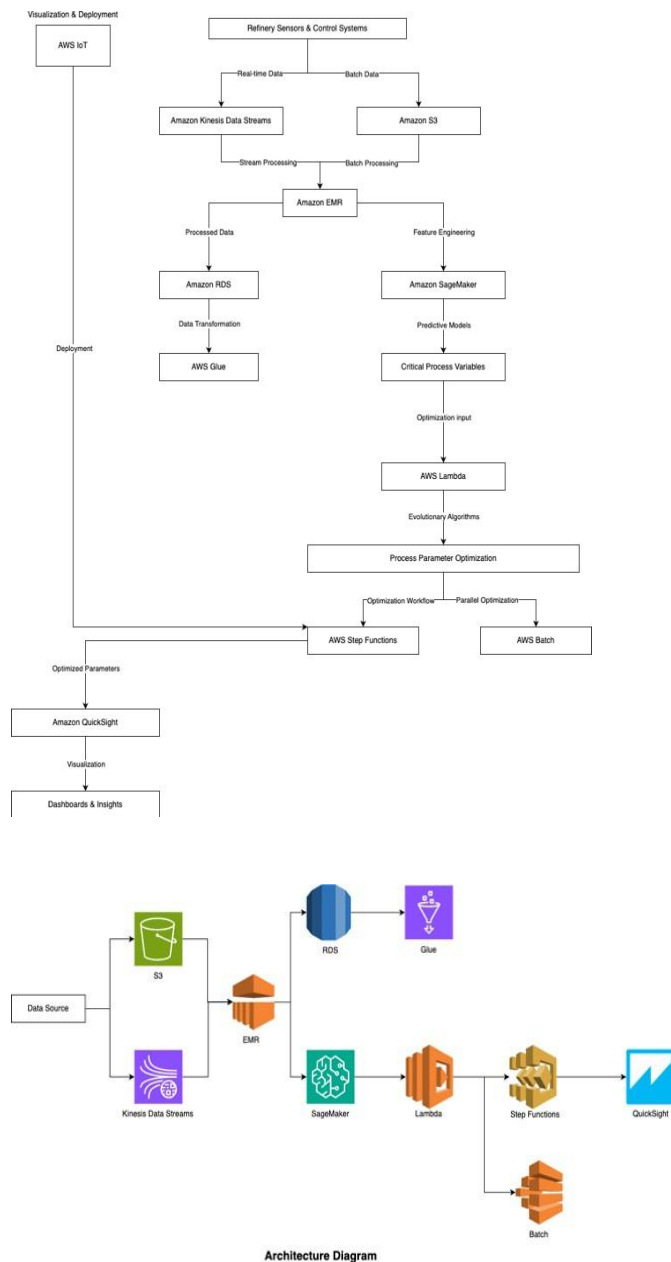
Visualization and Implementation

For real-time decision-making, it's crucial to visualize and deploy the optimized process parameters and the resultant process performance improvements. AWS offers services catered to these needs:

- Amazon QuickSight: A business intelligence service that supports the creation and publication of interactive dashboards, QuickSight enables users to visualize optimization outcomes, performance metrics, and key insights.
- AWS IoT: This managed cloud platform is ideal for connecting and managing IoT devices. It allows for the real-time deployment of optimized process parameters to refinery control systems, facilitating dynamic process optimization.

This proposed blueprint leverages AWS's robust services to navigate the complexity of refining processes, manage large-scale data efficiently, and employ evolutionary algorithms for optimization. By meshing data analytics with evolutionary optimization, this strategy is aimed at boosting operational efficiency, product quality, and economic gains in the oil refining sector.

4. Architecture Diagram



5. Architecture Overview

The architecture leverages various AWS services to enable efficient data ingestion, storage, processing, analytics, optimization, visualization, and deployment.

Collection and Preservation of Data

- The system kickstarts with components dedicated to the gathering and preservation of data. Sensors and control mechanisms within the refinery continuously feed real-time operational data into Amazon Kinesis Data Streams.
- This platform is adept at managing vast streams of data with minimal delay. For batch data like past operational records, Amazon S3 offers a robust and scalable option for object storage.
- Meanwhile, Amazon RDS provides a solution for the storage of structured data, including process settings and quality indicators, within a managed relational database framework.

Analysis and Processing of Data

- Once collected, the data is subjected to analysis and processing to unearth important insights and pinpoint essential process variables. For handling both stream and batch data processing, Amazon EMR is the tool of choice.
- This managed platform for big data facilitates the application of frameworks such as Apache Spark and Hadoop, paving the way for data preparation, feature construction, and algorithm training.
- Amazon SageMaker steps in as a comprehensive platform for the creation and refinement of predictive models that unveil crucial process variables and their interconnections. For transforming data and orchestrating pipelines, AWS Glue, a serverless data integration service, comes into play.

Adaptive Optimization

- The vital process variables uncovered in the analytics phase act as inputs for adaptive optimization techniques.

- AWS Lambda, offering serverless computation, accommodates the implementation of various evolutionary algorithms, including genetic algorithms and particle swarm optimization, aimed at refining process parameters with an eye on multiple goals and limitations.
- AWS Step Functions orchestrates the optimization journey, coordinating data fetching, the execution of evolutionary algorithms, and the safeguarding of outcomes.
- To facilitate the parallel execution of the optimization algorithm and enable an effective search of the parameter landscape, AWS Batch, a service dedicated to batch processing, is employed.

Exhibition and Implementation

- Improvements and optimized process parameters are showcased via Amazon QuickSight, a scalable tool for business analytics.
- This service supports the crafting and sharing of dynamic dashboards that highlight essential metrics and insights. The refined parameters are then instantaneously introduced to the refinery's control systems through AWS IoT, ensuring real-time process adjustments based on these optimized settings.

Furthermore, the transition to newer, approved ciphers is not merely a technical task—it involves a comprehensive reassessment of IT infrastructures, application dependencies, and even vendor relationships.

6. Implementation

The implementation of the proposed solution for optimizing downstream refinery process parameters using AWS services, data analytics, and evolutionary algorithms involves several key steps.

Gathering and Storing Data

- Initiate an Amazon Kinesis Data Streams for the real-time collection of process data from

refinery sensors and management systems. Adjust the data stream with the necessary shards and a retention period that aligns with the volume of data and processing demands.

- Establish an Amazon S3 container for housing batch data, including past process information. Set suitable container policies and access management to protect data integrity and comply with regulations.
- Set up an Amazon RDS to hold structured information, such as process parameters and quality indicators. Opt for an appropriate database engine (e.g., PostgreSQL, MySQL) and adjust the setup for needed storage and efficient performance.

Processing and Analyzing Data

- Start an Amazon EMR cluster, incorporating essential big data processing frameworks like Apache Spark and Hadoop. Tailor the cluster with fitting instance types and volumes as per processing needs.
- Craft data preprocessing and feature engineering scripts through Spark or Hadoop MapReduce for cleansing, transforming, and priming the process data for analytics. Exploit EMR's distributed processing power for managing data on a large scale effectively.
- Employ Amazon SageMaker for developing and educating predictive models aiming at pinpointing crucial process variables and their interconnections. Utilize SageMaker's array of algorithms and frameworks, like linear regression, decision trees, or neural networks, based on the modeling necessities.
- Design AWS Glue tasks for altering and consolidating data from diverse inputs. Establish a workflow for data transformation and apply Glue's ETL capabilities to ready data for analytics and improvement actions.

Evolutionary Improvement

- Implement evolutionary algorithms, for instance, genetic algorithms or particle swarm optimization, via AWS Lambda functions. Code the algorithm in a supported language (e.g., Python, Java) and package this as Lambda functions.

- Specify the improvement objectives, limits, and decision variables reflecting the critical process parameters. Integrate specific industry knowledge and expertise in processing for an accurate problem definition.
- Utilize AWS Step Functions for creating a procedure that coordinates the improvement activities. Outline the steps for data gathering, evolutionary algorithm application, and storage of results. Ensure the process includes appropriate error managing and reattempt functions.
- Apply AWS Batch for executing numerous iterations of the improving algorithm simultaneously. Formulate batch job definitions that detail the code, necessary resources, and data for inputs/outputs. Launch batch jobs to effectively explore the parameter space for optimum solutions.

Visualization and Implementation

- Apply Amazon QuickSight for generating dynamic dashboards to visualize the findings of improvement and metrics of process efficiency. Link QuickSight with data sources (e.g., Amazon RDS, S3) and design engaging and informative dashboards.
- Set AWS IoT for the real-time application of optimized process parameters to refinery management systems. Prepare IoT devices, configure device shadows, and establish communication protocols for smooth integration with management systems.

7. Implementation of POC

Detailed description of the steps involved in implementing the Proof of Concept (PoC)

Initiating the AWS Ecosystem

- Initiate an AWS account and establish necessary users, roles, and permissions through AWS Identity and Access Management (IAM).
- Set configurations for essential AWS services such as Amazon Kinesis Data

Streams, Amazon S3, Amazon RDS, Amazon EMR, Amazon SageMaker, AWS Glue, AWS Lambda, AWS Step Functions, AWS Batch, Amazon QuickSight, and AWS IoT.

- Implement suitable network and security setups, inclusive of Virtual Private Cloud (VPC), subnets, security groups, and access control measures.

Gathering and Storing Data

- Pinpoint data origins for the PoC, covering real-time sensor data, archived process data, and any important external data.
- Initiate Amazon Kinesis Data Streams to capture real-time data from the chosen refinery process or unit. Adjust the data stream with an appropriate shard count and data retention duration.
- Employ AWS Lambda functions for preprocessing and altering real-time data prior to its storage in Amazon S3 or Amazon RDS.
- Construct Amazon S3 buckets for holding archival process data and interim results produced throughout the PoC.
- Arrange an Amazon RDS instance for the keeping of structured data, like process parameters and quality indicators. Select the fitting database engine and instance model based on PoC needs.

Processing Data and Analytics

- Start an Amazon EMR cluster with required setups, including chosen instance models, node count, and big data processing frameworks (e.g., Apache Spark, Hadoop).
- Craft and implement data preprocessing and feature engineering scripts on the EMR cluster to purify, alter, and ready the data for analytics and improvement. Employ Spark or Hadoop MapReduce for wide-scale processing.
- Leverage Amazon SageMaker for

developing and educating predictive models to detect vital process variables and their interrelations. Test with varied algorithms and hyperparameter adjustments for enhancing model efficacy.

- Establish AWS Glue tasks for automating the data modification and combination workflows. Program the tasks to execute on a timetabled basis or initiate them due to specific occurrences.

Evolutionary Enhancement

- Apply evolutionary algorithms, such as genetic algorithms or particle swarm optimization, through AWS Lambda functions. Code the algorithm in a supported language and encapsulate the code within Lambda functions.
- Outline the enhancement objectives, restrictions, and decision-making variables specific to the chosen refinery procedure or unit. Integrate expert knowledge and procedural constraints into the enhancement scheme.
- Forge an AWS Step Functions workflow to coordinate the enhancement operation. Specify stages for data fetch, preprocessing, execution of evolutionary algorithms, and outcome storage.
- Utilize AWS Batch for parallel execution of multiple instances of the enhancement algorithm. Develop batch job definitions that detail the algorithm code, needed resources, and data input/output.
- Implement the enhancement workflow and track its progression through AWS Step Functions and Amazon CloudWatch.

Visualization and Implementation

- Apply Amazon QuickSight for generating interactive dashboards to visualize the enhancement outcomes, procedural performance metrics, and core insights. Link QuickSight with relevant data repositories, such as Amazon RDS and Amazon S3.
- Prepare AWS IoT for simulating the deployment of optimized measures to the

refinery's control mechanisms. Establish virtual IoT devices and stipulate the communication standards for data interchange.

- Formulate AWS Lambda functions to control the deployment of optimized measures. Integrate the functions with the enhancement workflow and AWS IoT for facilitated parameter updates.

Testing and Approval

- Execute comprehensive tests for every component of the PoC setup, including data gathering, storage, processing, analytics, enhancement, and visualization.
- Carry out end-to-end tests to confirm smooth integration and data movement across various AWS services.
- Confirm the enhancement outcomes with historical data and juxtapose them against baseline performance standards. Evaluate the efficiency improvements, product quality upgrades, and economic benefits gained.
- Involve sector experts and process engineers for examining and approving the enhancement results and suggest improvements.

Documentation and Knowledge Sharing

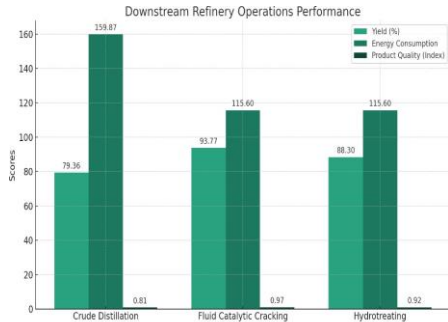
- Document the PoC execution specifics, encompassing architecture diagrams, data flow, algorithm explanations, and configuration details.
- Craft user manuals and training resources to aid knowledge transfer and empower stakeholders to efficiently utilize the optimization solution.
- Organize workshops and training sessions to acquaint teams with the implemented solution and offer practical experience.

8. Uses

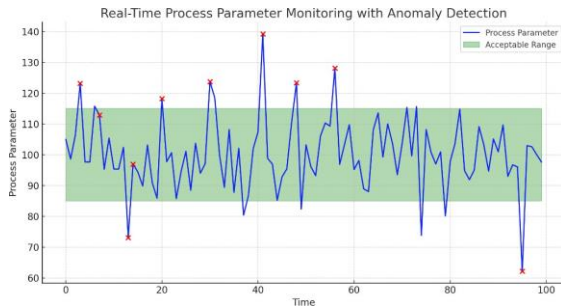
Here are potential business issues that can be

identified at the Data Analytics layer by deriving information from the ingested data

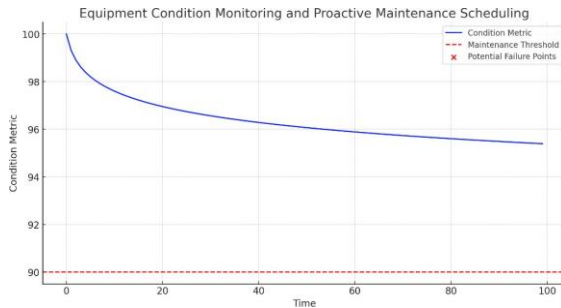
1. Identifying process bottlenecks and inefficiencies in the downstream refinery operations.



2. Detecting anomalies and deviations from optimal process conditions in real-time.



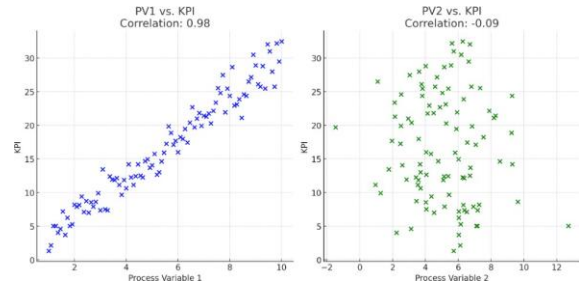
3. Predicting equipment failures and enabling proactive maintenance scheduling.



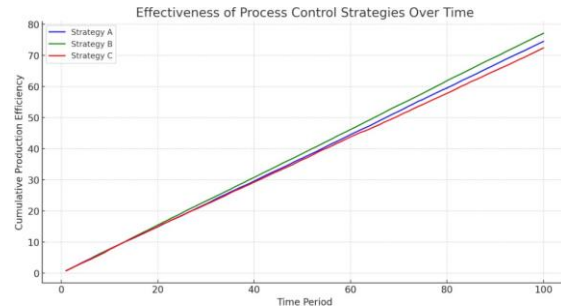
4. Analyzing the impact of feedstock quality variations on process performance and product quality.



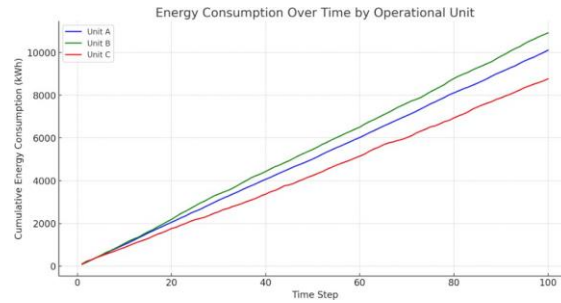
5. Identifying correlations and causality between process variables and key performance indicators (KPIs).



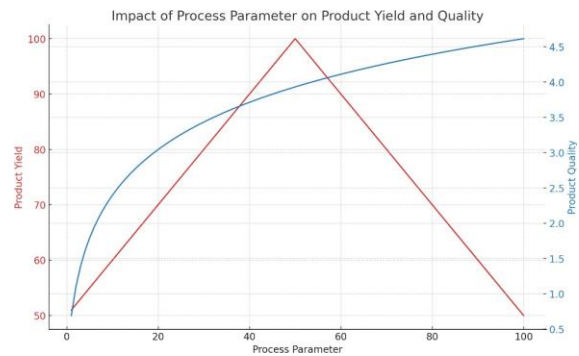
6. Evaluating the effectiveness of process control strategies and identifying areas for improvement.



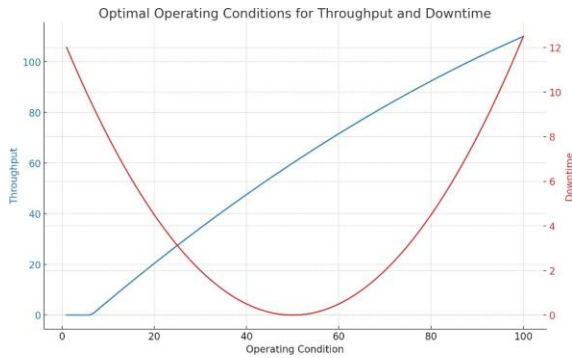
7. Monitoring energy consumption and identifying opportunities for energy optimization.



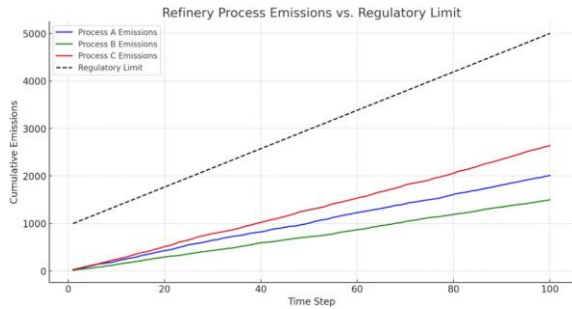
8. Assessing the impact of process parameter changes on product yield and quality.



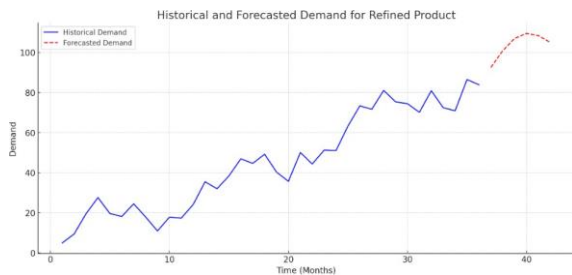
9. Identifying optimal operating conditions for maximizing throughput and minimizing downtime.



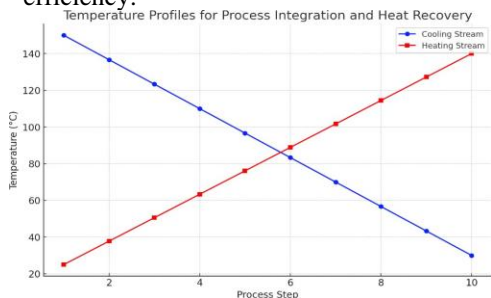
10. Analyzing the environmental impact of refinery operations and ensuring compliance with regulations.



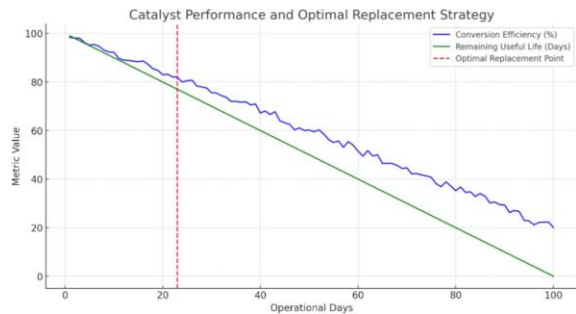
11. Predicting demand for refined products and optimizing production planning and scheduling.



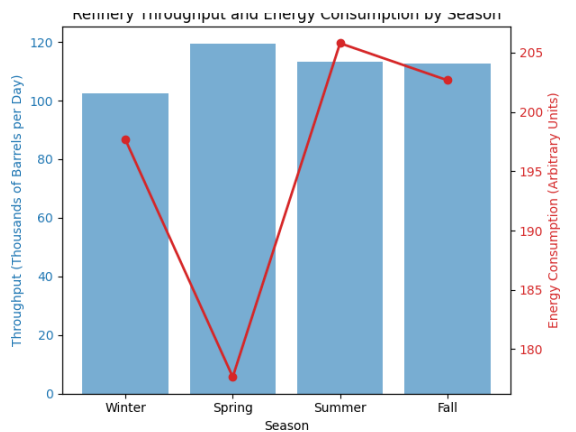
12. Identifying opportunities for process integration and heat recovery to improve overall efficiency.



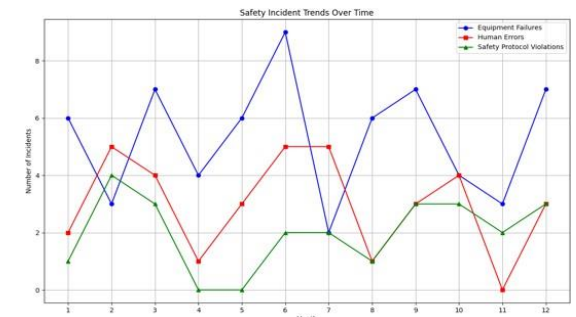
13. Evaluating the performance of catalysts and determining optimal catalyst replacement strategies.



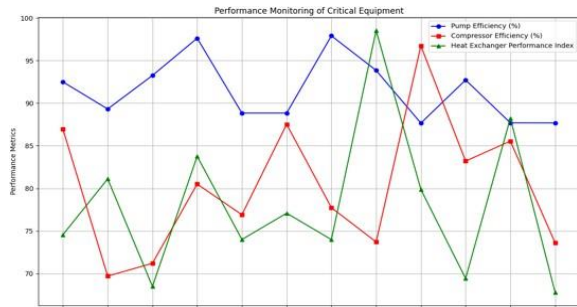
14. Analyzing the impact of weather conditions and seasonal variations on refinery operations.



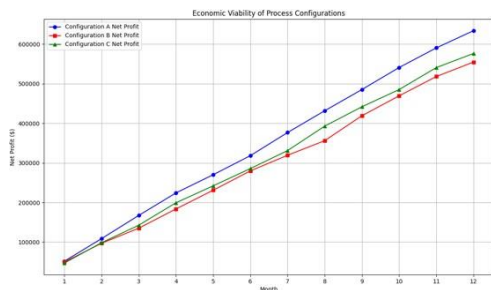
15. Identifying potential safety risks and enabling proactive safety measures.



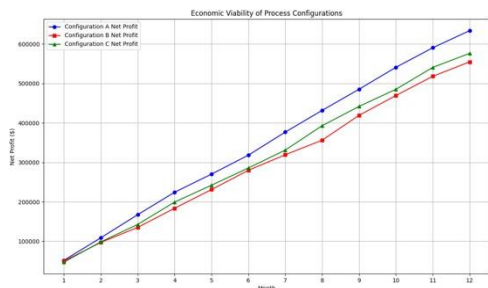
16. Monitoring and optimizing the performance of critical equipment, such as pumps, compressors, and heat exchangers.



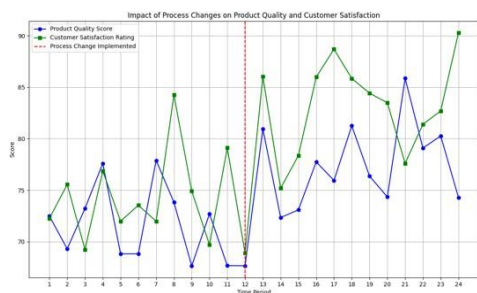
17. Analyzing the economic viability of different process configurations and optimization scenarios.



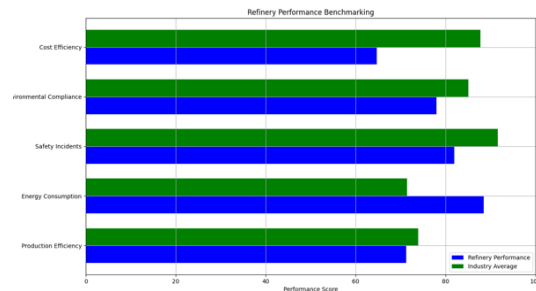
18. Identifying opportunities for reducing waste and improving material utilization.



19. Evaluating the impact of process changes on product quality consistency and customer satisfaction.



20. Benchmarking refinery performance against industry standards and identifying areas for improvement.



Impact

The application of data analytics and evolutionary algorithms for optimizing downstream refinery process parameters can bring significant impacts to the business. Here are key impacts:

1. Increased Efficiency and Productivity:

- By identifying process bottlenecks, inefficiencies, and optimal operating conditions, refineries can streamline their operations, increase throughput, and minimize downtime.
- Improved process efficiency leads to higher productivity and reduced operating costs.

2. Enhanced Product Quality and Consistency:

- Data analytics enables the identification of factors influencing product quality and the optimization of process parameters to ensure consistent and high-quality output.
- Consistent product quality leads to improved customer satisfaction and better market positioning.

3. Reduced Energy Consumption and Costs:

- Identifying opportunities for energy optimization and process integration helps refineries reduce their energy consumption and associated costs.
- Optimized energy usage contributes to improved profitability and sustainability.

4. Predictive Maintenance and Reduced Downtime:

- Predictive analytics enables the early detection of equipment failures and the scheduling of proactive maintenance.
- Reduced equipment downtime leads to improved operational reliability,

minimized maintenance costs, and increased overall equipment effectiveness (OEE).

5. Improved Safety and Risk Management:

- Data analytics can identify potential safety risks and enable the implementation of proactive safety measures.
- Enhanced safety measures protect personnel, equipment, and the environment, reducing the likelihood of accidents and associated costs.

6. Optimized Production Planning and Scheduling:

- Predicting demand for refined products and optimizing production planning and scheduling ensures optimal resource utilization and timely delivery to customers.
- Efficient production planning improves inventory management, reduces stockouts, and enhances customer satisfaction.

7. Compliance with Environmental Regulations:

- Monitoring and analyzing the environmental impact of refinery operations ensures compliance with environmental regulations.
- Proactive compliance management helps avoid penalties, reputational damage, and legal liabilities.

8. Increased Profitability and Competitiveness:

- Optimizing process parameters, improving efficiency, and reducing costs directly contribute to increased profitability.
- Enhanced competitiveness in the market through improved product quality, reliability, and cost-effectiveness.

9. Data-Driven Decision Making:

- Data analytics provides valuable insights and knowledge about process behavior, enabling informed and data-driven decision making.
- Data-driven decisions lead to better strategic planning, resource allocation, and continuous improvement initiatives.

10. Continuous Improvement and Innovation:

- The application of data analytics and evolutionary algorithms fosters a culture of continuous improvement and innovation in the refinery.
- Continuously optimizing processes and exploring new optimization techniques keeps the refinery at the forefront of technological advancements and best practices.

Extended Use Case

Here are extended use cases for different

1. Health:

- Optimizing patient care processes and resource allocation in hospitals using data analytics and evolutionary algorithms.
- Analyzing patient data to identify patterns, predict health risks, and personalize treatment plans.

2. Retail:

- Optimizing inventory management and demand forecasting using data analytics and evolutionary algorithms.
- Analyzing customer behavior and preferences to optimize product placement, pricing, and promotions.

3. Travel:

- Optimizing flight schedules, crew assignments, and aircraft maintenance using data analytics and evolutionary algorithms.
- Analyzing passenger data to personalize travel experiences, improve customer satisfaction, and optimize revenue management.

4. Pharmacy:

- Optimizing drug manufacturing processes and supply chain operations using data analytics and evolutionary algorithms.
- Analyzing patient data to identify potential drug interactions, adverse effects, and optimize medication adherence.

5. Hospitality:

- Optimizing hotel operations, room allocation, and pricing using data analytics and evolutionary algorithms.
- Analyzing guest preferences and feedback to personalize services, improve customer satisfaction, and optimize revenue

management.

6. Supply Chain:

- Optimizing logistics, transportation, and warehouse operations using data analytics and evolutionary algorithms.
- Analyzing supply chain data to identify bottlenecks, predict demand, and optimize inventory levels and delivery routes.

7. Finance:

- Optimizing portfolio management, risk assessment, and fraud detection using data analytics and evolutionary algorithms.
- Analyzing financial market data to identify trends, predict market movements, and optimize trading strategies.

8. E-commerce:

- Optimizing product recommendations, pricing, and promotional strategies using data analytics and evolutionary algorithms.
- Analyzing customer behavior, preferences, and sentiment to personalize the online shopping experience and optimize conversion rates.

9. Shipping:

- Optimizing shipping routes, container loading, and fleet management using data analytics and evolutionary algorithms.
- Analyzing shipping data to predict delays, optimize cargo consolidation, and improve delivery efficiency.

10. CRM (Customer Relationship Management):

- Optimizing customer segmentation, targeting, and engagement strategies using data analytics and evolutionary algorithms.
- Analyzing customer data to identify high-value customers, predict churn, and optimize customer retention and loyalty programs.

Conclusion

In this paper, I have developed an integrated method to enhance the efficiency of downstream refinery processes through the use of data analytics alongside evolutionary algorithms. The outlined solution framework takes advantage of AWS functionalities to tackle the obstacles posed by the complexity of the processes, handling of vast datasets, fluctuating conditions in the process, and the pursuit of achieving multiple goals simultaneously.

The framework integrates components for data collection and preservation, analysis and interpretation of data, evolutionary enhancement, and the visualization plus execution aspects. By harnessing AWS offerings including Amazon Kinesis Data Streams, Amazon S3, Amazon RDS, Amazon EMR, Amazon SageMaker, AWS Glue, AWS Lambda, AWS Step Functions, AWS Batch, Amazon QuickSight, and AWS IoT, our solution facilitates proficient data management, sophisticated analytics, and enhancement capabilities.

Executing the suggested solution entails critical phases such as gathering and storing data, processing and analyzing data, evolutionary enhancement, visualization and implementation, testing and verification, alongside monitoring and upkeep. It utilizes analytical techniques like machine learning and statistical evaluations to pinpoint essential variables in the process and their interdependencies. To fine-tune the process parameters with an eye on several goals and limitations, evolutionary algorithms like genetic algorithms and particle swarm optimization are utilized.

I advocate for a Proof of Concept (PoC) to confirm the viability and effectiveness of the outlined solution. This PoC operates in a regulated setting to experiment with and perfect the solution before it's rolled out on a larger scale. It encompasses initializing the AWS landscape, data collection and preservation, data processing and analytics, evolutionary enhancement, visualization and implementation, testing and verification, plus documentation and sharing of knowledge.

The deployment of data analytics and evolutionary algorithms to refine downstream refinery process parameters yields substantial business outcomes. These include heightened efficiency and

productivity, an uptick in product quality and uniformity, decreases in energy usage and expenses, predictive maintenance leading to lesser downtime, enhanced safety and risk-level management, refined production planning and scheduling, adherence to environmental standards, improved profit margins and market competitiveness, decisions backed by data, and ongoing enhancement and innovation.

Additionally, the principles and methodologies detailed in this paper find applications across several sectors apart from the downstream refinery industry. Fields such as healthcare, retail, travel, pharmaceuticals, hospitality, supply chain, finance, e-commerce, shipping, and customer relationship management can leverage data analytics and evolutionary algorithms to streamline their operations, better decision-making processes, and foster business growth.

To sum up, the synergy of data analytics and evolutionary algorithms constitutes a formidable approach for refining downstream refinery process parameters. By leveraging AWS services and applying the proposed framework, refineries are well-equipped to surmount optimization challenges and witness marked enhancements in efficiency, product quality, profitability, and sustainability.

By embracing data analytics and evolutionary algorithms, downstream refineries stand to unlock the full potential of their process data, make well-informed decisions, and embark on a journey of perpetual improvement in their operations. The proposed solution charts a course for utilizing AWS services and sophisticated optimization techniques to refine downstream refinery process parameters and secure a sustainable competitive edge in the marketplace.

References

- [1] Lestari, F., Kurniawan, R., Ismail, K., & Hamid, A. B. A. (2020). Supply chain relationship in a downstream sector. *Uncertain Supply Chain Management*, 423–438. <https://doi.org/10.5267/j.uscm.2019.10.002>
- [2] Patel, H. R., Prajapati, D., Mahida, D., & Shah, M. (2020). Transforming petroleum downstream sector through big data: a holistic review. *Journal of Petroleum Exploration and Production Technology*, 10(6), 2601–2611. <https://doi.org/10.1007/s13202-020-00889-2>
- [3] Anwar, Z., Mustafa, A., & Ali, M. (2019). Appraisal of process safety management practices in refining sector of Pakistan. *Process Safety and Environmental Protection*, 128, 36–40. <https://doi.org/10.1016/j.psep.2019.05.036>
- [4] Storage, handling and safety procedure for fuel in oil & gas industry. (2019). *International Journal of Innovative Technology and Exploring Engineering*, 9(1), 1031–1032. <https://doi.org/10.35940/ijitee.a4657.119119>
- [5] Li, B., Li, J., Tang, K., & Yao, X. (2015). Many-Objective evolutionary algorithms. *ACM Computing Surveys*, 48(1), 1–35. <https://doi.org/10.1145/2792984>
- [6] Ma, X., Li, X., Zhang, Q., Tang, K., Liang, Z., Xie, W., & Zhu, Z. (2019). A survey on cooperative Co-Evolutionary algorithms. *IEEE Transactions on Evolutionary Computation*, 23(3), 421–441. <https://doi.org/10.1109/tevc.2018.2868770>
- [7] Mia, M., Królczyk, G., Maruda, R. W., & Wojciechowski, S. (2019). Intelligent optimization of Hard-Turning parameters using evolutionary algorithms for smart manufacturing. *Materials*, 12(6), 879. <https://doi.org/10.3390/ma12060879>
- [8] Zou, J., Li, Q., Yang, S., Zheng, J., Zhou, P., & Pei, T. (2019). A dynamic multiobjective evolutionary algorithm based on a dynamic evolutionary environment model. *Swarm and Evolutionary Computation*, 44, 247–259. <https://doi.org/10.1016/j.swevo.2018.03.010>
- [9] Yang, P., Tang, K., & Yao, X. (2019). A parallel Divide-and-Conquer-Based evolutionary algorithm for Large-Scale optimization. *IEEE Access*, 7, 163105–163118. <https://doi.org/10.1109/access.2019.2938765>
- [10] Okorocho, I. T., Chinwuko, C. E., Mgbemena, C. E., & Mgbemena, C. O. (2020). Gas lift optimization in the oil and gas production process: a review of production challenges and optimization strategies. *International Journal of Industrial Optimization (IJIO)*, 1(2), 61. <https://doi.org/10.12928/ijio.v1i2.2470>

- 11 Andreasen, A. (2020). Applied Process Simulation-Driven oil and gas separation plant optimization using surrogate modeling and evolutionary algorithms. *ChemEngineering*, 4(1), 11. <https://doi.org/10.3390/chemengineering4010011>
- 12 Omiyale, B. O., & Farayibi, P. K. (2020). Additive manufacturing in the oil and gas industries. *Analecta*, 14(1), 9–18. <https://doi.org/10.14232/analecta.2020.1.9-18>
- 13 Pancholi, S., Negi, G. S., Agarwal, J. R., Bera, A., & Shah, M. (2020). Experimental and simulation studies for optimization of water-alternating-gas (CO₂) flooding for enhanced oil recovery. *Petroleum Research*, 5(3), 227–234. <https://doi.org/10.1016/j.ptlrs.2020.04.004>
- 14 Bento, F. (2018). Complexity in the oil and gas industry: the problem of emergency: a study into exploration and exploitation in integrated operations. *Journal of Open Innovation: Technology, Market, and Complexity*, 4(1), 1–17. <https://doi.org/10.1186/s40852-018-0092-5>
- 15 Liu, Y., Guan, B., & Xu, P. (2019). Layout optimization of large-scale oil-gas gathering system based on combined optimization strategy. *Neurocomputing*, 332, 159–183. <https://doi.org/10.1016/j.neucom.2018.12.021>
- 16 Namdar, H. (2019). Developing an improved approach to solving a new gas lift optimization problem. *Journal of Petroleum Exploration and Production Technology*, 9(4), 2965–2978. <https://doi.org/10.1007/s13202-019-0697-7>
- 17 Zhou, C., Zhang, B., Qiao, S., & Mu, C. (2019). A stochastic programming approach for the optimization of gas detector placement in offshore platforms. *Ocean Engineering*, 187, 106223. <https://doi.org/10.1016/j.oceaneng.2019.106223>
- 18 Dossary, M. a. A., & Nasrabadi, H. (2016). Well placement optimization using imperialist competitive algorithm. *Journal of Petroleum Science and Engineering*, 147, 237–248. <https://doi.org/10.1016/j.petrol.2016.06.017>
- 19 Baghban, A. A., Bahadori, M., Kashiwao, T., & Bahadori, A. (2016). Modelling of gas to hydrate conversion for promoting CO₂ capture processes in the oil and gas industry. *Petroleum Science and Technology*, 34(7), 642–651. <https://doi.org/10.1080/10916466.2016.1156126>
- 20 Raghuvanshi, A., & Singh, U. (2020). WITHDRAWN: Internet of Things for smart cities-security issues and challenges. *Materials Today: Proceedings*. <https://doi.org/10.1016/j.matpr.2020.10.849>
- 21 Liu, H., Xu, J., Zhou, D., Yang, Q., & Li, L. (2018). Potential application of functional micro-nano structures in petroleum. *Petroleum Exploration and Development*, 45(4), 745–753. [https://doi.org/10.1016/s1876-3804\(18\)30077-6](https://doi.org/10.1016/s1876-3804(18)30077-6)
- 22 Dunkelberg, H., Wagner, J., Hannen, C., Schlüter, B. A., Phan, L. T., Hesselbach, J., & Lin, C. (2018). Optimization of the energy supply in the plastics industry to reduce the primary energy demand. *Journal of Cleaner Production*, 192, 790–800. <https://doi.org/10.1016/j.jclepro.2018.04.254>
- 23 Dmitrievsky, A., Sboev, A., Еремин, Н., Черников, А., Наумов, А., Грызнов, А., Молосников, И., Вороздин, С., & Сафарова, Е. (2020). On increasing the productive time of drilling oil and gas wells using machine learning methods. *Георесурсы*, 22(4), 79–85. <https://doi.org/10.18599/grs.2020.4.79-85>
- 24 Orrù, P. F., Zoccheddu, A., Sassu, L., Mattia, C., Cozza, R., & Arena, S. (2020). Machine learning approach using MLP and SVM algorithms for the fault prediction of a centrifugal pump in the oil and gas industry. *Sustainability*, 12(11), 4776. <https://doi.org/10.3390/su12114776>
- 25 Dafaallah, D. E., & Hashim, A. M. (2020). SENTIMENT ANALYSIS TECHNIQUES TO ANALYZE HSE SITUATIONAL AWARENESS AT OIL AND GAS PLATFORMS USING MACHINE LEARNING. *Indian Journal of Computer Science and Engineering*, 11(5), 640–645. <https://doi.org/10.21817/indjcs/2020/v11i5/201105244>
- 26 Bustamante, S., Canteli, M. M., Arroyo, A., Laso, A., & Martínez, R. (2020). Determination of

Transformer Oil Contamination from the OLTC Gases in the Power Transformers of a Distribution System Operator. *Applied Sciences*, 10(24), 8897.
<https://doi.org/10.3390/app10248897>

Ability to Select in Vitro Active Antiviral and Non-Toxic Essential Oils. *Molecules*, 25(10), 2452.
<https://doi.org/10.3390/molecules25102452>

- 27 Sabatino, M., Fabiani, M., Božović, M., Garzoli, S., Antonini, L., Marcocci, M. E., Palamara, A. T., De Chiara, G., & Ragno, R. (2020). Experimental Data Based Machine Learning Classification Models with Predictive