



# Data Analytics-Enhanced Cloud-Native Computational Reservoir Simulation for Accelerated Oil Prospecting

Gaurav Kumar Sinha

*Amazon Inc.*

*Email: gaurasinh@amazon.com*

## Abstract:

The rise of cloud-native technologies alongside data analytics have revolutionized many fields, notably in how we discover oil and gas. This study unveils an innovative approach leveraging these technological progressions to significantly refine the oil exploration process, dubbed the Enhanced Data Analytics Cloud-Native Computational Reservoir Simulation. My method combines the scalability of cloud-native platforms with sophisticated data analytics for forecasting and modeling subterranean reservoirs. It begins with an exposition on the creation and implementation of my cloud-native computational framework, allowing the dynamic allocation of resources as per the computational needs of reservoir simulation efforts. I demonstrated uses to showcase various interpretations that can be analyzed. The document elaborates on extensive use scenarios to demonstrate how the discoveries in the article might be applied across different sectors.

**Keywords:** Cloud-native, Data Analytics, Reservoir Simulation, Oil Prospecting, Machine Learning, Computational Framework

## Introduction

The search for oil and its extraction is a cornerstone of the worldwide energy industry. Old method oil exploration techniques, which depend a lot on physical searches and unchanging computer models, are not only slow and expensive but also loaded with risks and uncertainties. The cloud computing and data analytics introduces innovative methods that speed up and enhance oil discovery processes. This paper presents a new strategy that merges cloud technology with the data analytics to improve computational reservoir simulations, a crucial step in finding oil.

Complex Modeling Simplified, bringing data analytics and machine learning into the mix marks a leap forward in reservoir simulations. These tools can sift through petabytes of geological, seismic, and past production data to make simulations more precise. Machine learning, in spotting trends and

connections in the data, can forecast oil reservoir behavior with greater accuracy. This leads to smarter decisions when looking for oil.

## Problem Statement

Traditional methods used in searching for oil and simulating reservoirs encounter multiple significant obstacles that hinder their efficiency and correctness. This leads to an increase in both costs and environmental damages linked with the quest for oil. The old-fashioned techniques depend on static models that fail to properly capture the dynamic and intricate behaviors of underground reservoirs. Such a shortfall may cause inaccurate forecasts related to the existence, magnitude, and extractability of oil deposits.

In addition, the large volumes of data produced from geo- surveys, seismic studies, and past production logs is not fully exploited owing to the absence of

cutting-edge analytical tools that are capable of drawing meaningful conclusions from this wealth of information. The lack of efficient data integration and analytical techniques results in overlooked chances for spotting potential oil fields and enhancing the efficiency of drilling activities.

On top of that, the dependency on physical methods of exploration and extensive drilling initiatives aggravates environmental threats, including habitat degradation and contamination.

Considering these problems, there is a necessity for adopting a new strategy in oil exploration that leverages advancements in cloud technology and data analysis. This strategy should address the drawbacks of age-old reservoir simulations by offering a scalable, adaptable, and precise model that makes use of real-time information and sophisticated analytics to better decision-making processes. The proposition of a cloud-based computational reservoir simulation coupled with data analytics aims at mitigating these issues by making the prospecting activity quicker, more cost-efficient, more accurate, and less harmful to the environment.

## Solution

The Proposed Solution utilizes Amazon Web Services (AWS) for a Revolutionary Cloud-Based Platform in Computational Reservoir Simulation with Enhanced Data Analytics. Here are some outlines

### 1. Scalable Computing with AWS EC2:

- **AWS Elastic Compute Cloud (EC2) Basis:** Our computational architecture fundamentally relies on AWS EC2, providing scalable computing power in the cloud.
- **Scalable Instances:** EC2 instances can be scaled up or down to align with the requirements of various simulations, offering flexibility and efficient resource management.
- **Cost-Effective Performance:** Through this scalability, we achieve an optimal

balance between performance and cost, especially beneficial for resource-intensive applications.

- **Reservoir Simulation Support:** EC2 is particularly advantageous for reservoir simulations, which demand substantial computational resources.
- **High-Performance Computing (HPC) Compatibility:** EC2 supports HPC environments, allowing for the execution of complex simulations across distributed infrastructure.

### 2. Data Storage and Management with Amazon S3 and AWS Glue:

- **Amazon S3 for Storage:** Amazon Simple Storage Service (S3) is utilized for storing and retrieving any amount of data, including seismic activities, geological models, and simulation results.
- **Scalability and Robustness:** S3 is known for its scalability, availability, and robustness, making it ideal for managing large datasets typical in oil exploration.

**AWS Glue for Data Management:** AWS Glue, a comprehensive ETL (extract, transform, and load) service, is used to organize, clean, enhance, and transfer vast datasets.

- **Ease of Data Handling:** With AWS Glue, handling large volumes of data between different storage and analytics services is simplified.
- **Enhanced Data Analytics and Exploration:** This combination facilitates improved data analytics and exploration in the context of oil exploration.

### 3. Serverless Data Processing with AWS Lambda:

- **Serverless Architecture:** AWS Lambda enables the execution of code without requiring server provisioning or management, aligning with a serverless architecture model.

- Event-Driven Processing: It is particularly suited for event-driven data processing, responding to specific triggers automatically.
- Integration in Framework: Within our framework, Lambda can be utilized to automate the processing and analysis of newly acquired data from various sources.
- Real-Time Data Handling: Examples of data include fresh seismic information or new drilling results; which Lambda can process immediately.
- Dynamic Model Updating: This capability allows for the real-time updating of reservoir models, enhancing accuracy and responsiveness.

#### 4. Database Management with Amazon RDS/Aurora:

- Data Management: Structured data from simulations and analytics, such as parameters, outcomes, and historical records, is efficiently managed using database services.
- Amazon RDS Use: Amazon Relational Database Service (RDS) offers a solution for hardware provisioning, database setup, patching, and backups.
- Amazon Aurora Option: Amazon Aurora provides an alternative with additional performance and scalability benefits.
- Operational Simplification: These services simplify operations by automating many database management tasks.
- Security and Scalability: They ensure that data remains secure, scalable, and easily accessible for future use.

#### 5. Machine Learning and Analytics with Amazon SageMaker:

- Comprehensive ML Service: Amazon

SageMaker is an integrated machine learning service designed for developers and data scientists.

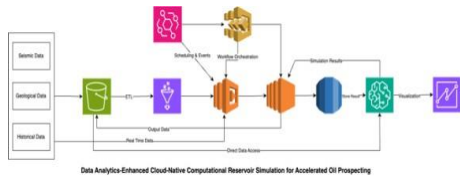
- Rapid Model Development: It enables the fast construction, training, and deployment of machine learning models.
- Application in Predictive Modeling: SageMaker is utilized to create and refine predictive models using historical and real-time data.
- Enhanced Simulation Accuracy: This improves the accuracy of reservoir simulations.
- Insightful Oil Field Analysis: Provides valuable insights into potential oil fields.

#### 6. Integration and Automation:

- Automation and Coordination: AWS services, specifically AWS Step Functions and Amazon EventBridge, facilitate the full automation and coordination of workflows.
- Comprehensive Process Handling: These services cover a wide range of processes including data intake, processing, simulation, and analysis.
- Streamlined Workflows: Ensure that reservoir simulation and data analysis workflows are efficient and streamlined.
- Repeatability: Guarantees that the processes are repeatable, reducing errors and improving consistency.
- Scalability: Ensures that the workflows can scale according to demand, accommodating varying data volumes and computational needs.

### Architecture Diagram

## Architecture Overflow



Overview of the Cloud-Based Proposal for Enhanced Reservoir Simulation through Data Analytics on AWS:

Architecture Summary:

### 1. Gathering and Storing

Data: Sources of Data:

- **AWS S3 as Main Repository:** Acts as the primary storage for all forms of raw and refined data.
- **Secure and Accessible Data Storage:** Ensures vast amounts of data, such as seismic readings, geological frameworks, and simulation outcomes, are securely stored, easily accessible, and well-protected.
- **Data Variety:** Encompasses a wide range of data including seismic readings, geological explorations, and records of past production.

### 2. Data Handling and

Alteration: AWS Glue:

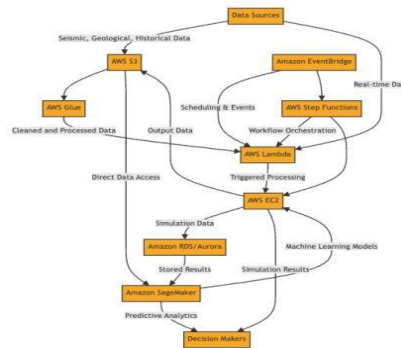
- A managed service for ETL (Extract, Transform, Load) that modifies and readies the unprocessed data.

It sorts, purifies, and converts data into a format that's ready for further analysis and simulation purposes. AWS Lambda:

- Allows the execution of codes in reaction to certain triggers (like fresh uploads to S3).
- It is applied for minor data managing tasks and to automate certain processes.

### 3. Simulation of Computations:

- **EC2 instance flexibility:** Enables users to customize EC2 instances according to



specific computing requirements, ensuring adaptability and scalability to accommodate complex simulations effectively.

- **Computational environment for reservoir simulations:** Offers a dedicated platform for conducting reservoir simulations, providing the necessary computing infrastructure and resources.

High-Performance Computing (HPC):

- EC2 enables HPC setups, speeding up reservoir simulations significantly.
- Reduced computational time with EC2 for complex reservoir simulations.

### 4. Managing Databases:

Amazon RDS/Aurora

- Database services facilitate easy retrieval, storage, and query execution.
- Management of structured data from simulations, analytics, and diverse sources.

### 5. Machine Learning and Data Analysis:

Amazon SageMaker:

- Enhances reservoir performance prediction using historical and real-time data.
- SageMaker facilitates ML model creation, training, and deployment efficiently.

### 6. Orchestrating Workflows and Scheduling

#### Events: AWS Step Functions:

- Smooth handling of failures in simulation and analysis operations.
- Manages sequence for simulation and analysis, ensuring correct order.

#### Amazon EventBridge

- Directs data to Lambda and Step Functions for automated workflows.
- Serverless event bus links data sources, triggers AWS services efficiently.

#### 7. Analysis and Strategic Decisions:

- Simulation insights inform strategic decisions in oil exploration and drilling.
- Predictive analytics aids stakeholders in informed decision-making processes.

## Implementation

### 1. Establishing Your AWS Framework:

- Set up IAM permissions for AWS services like EC2, S3.
- Establish VPC with subnets, gateways, and routing tables for security.
- Ensure network connectivity and safeguard cloud infrastructure with VPC.

### 2. Managing and Storing Data:

- Organize raw and processed data in Amazon S3 buckets efficiently.
- Utilize AWS Glue to create data catalog and perform ETL tasks.
- Cleanse, mutate, and prepare data for analysis and simulations.

### 3. Stateless Data Handling:

- Configure Lambda for event triggers, script for preliminary data processing.
- Integrate Lambda, S3, EventBridge for reactive and routine operations.
- Automate data processing with Lambda and EventBridge integration.

### 4. Running Computational Simulations:

- Optimize EC2 instances for high-efficiency computing requirements.
- Deploy and optimize reservoir simulation software on designated EC2 instances.
- Ensure seamless interaction between software and designated S3 storages.

### 5. Handling Databases:

- Set up RDS or Aurora for managing structured simulation data.
- Configure tables, schemas, and indexes for optimized data storage.

Facilitate seamless interaction between EC2, Lambda, and the database

### 6. Predictive Analytics and Machine Learning:

- Utilize SageMaker to develop and train machine learning models.
- Leverage historical S3 data for predicting outcomes and refining simulations.
- Deploy trained models for real-time or batch analysis of data.

### 7. Orchestrating Workflows:

- Design workflows with AWS Step Functions for efficient data processing.
- Automate workflows using Amazon EventBridge triggered by specific events.
- Ensure error handling and retries within designed workflows effectively.

### 8. Monitoring for Improvement:

- Monitor AWS services with CloudWatch, configure alerts for operational issues.
- Utilize Cost Explorer and Trusted Advisor for performance optimization.
- Assess and adjust performance and expenditure continuously for efficiency.

### 9. Ensuring Security and Adherence:

- Ensure AWS services adhere to stringent security standards rigorously.
- Implement encryption, access control, and network security measures effectively.
- Safeguard data and resources with comprehensive security precautions diligently.

#### 10. Documentation and Upkeep:

- Maintain detailed documentation of architecture, data flows, and operational protocols.
- Regularly update system components for peak performance and compliance.
- Ensure ongoing assessment and updates to maintain system integrity.

## Implementation for PoC

Here's how to plan for implementation for PoC

#### 1. Outline Goals and Boundaries:

##### Goals:

- Clearly define desired outcomes for Proof of Concept (PoC).
- Showcase faster data processing, enhanced precision, or reduced expenses
- Articulate goals like improved efficiency, accuracy, or cost-effectiveness.

##### Boundaries:

- Limit project scope to validate crucial components only.
- Implement select functionalities like data integration and storage.
- Conduct singular simulation test and basic data examination.

#### 2. Configure AWS Environment:

##### AWS Access:

- Verify active AWS account with necessary access rights.

- Configure IAM roles with essential permissions for AWS functions.
- Ensure IAM roles only carry necessary permissions.

##### VPC Configuration:

- Establish Virtual Private Cloud (VPC) for secure AWS environment.
- Configure VPC with appropriate subnets, gateways, and security settings.
- Ensure network isolation and controlled access within VPC.

#### 3. Handling Data Storage and Preliminary

##### Processing: S3 Bucket Setup:

- Set up S3 bucket for storing seismic data.
- Develop Lambda function for preliminary data handling.
- Automate checks or conversions on new data uploads.

#### 4. Manage Computational Resources:

##### EC2 Deployment:

- Launch appropriately sized EC2 instance for simulation needs.
- Ensure proper configuration and security measures are implemented.
- Safeguard EC2 instance to prevent unauthorized access.

##### Application Setup:

Load simulation application onto EC2 instance.

- Utilize open-source or evaluation versions to reduce costs.
- Adjust settings to optimize performance and efficiency.

#### 5. Establish Basic Data Analysis:

##### Amazon RDS Utilization:

- Deploy compact RDS instance for storing simulation outcomes.
- Utilize Lambda or small EC2 for basic data analysis.
- Execute simple analyses on simulation data

efficiently.

#### 6. Conduct Machine Learning Trials:

Utilizing Amazon SageMaker:

- Utilize SageMaker for straightforward ML prototype development.
- Train model with available data to predict simulation outcomes.
- Engage pre-existing algorithms for efficiency in model development.

#### 7. Automate Workflows:

Implement AWS Step Functions:

- Construct simple state machine to orchestrate data flow process.
- Direct data journey from S3 to Lambda, EC2, then RDS.
- Automate data movement from source to destination for archiving.

#### 8. Supervise and

Log: Use

CloudWatch:

- Employ CloudWatch to monitor EC2, Lambda, and RDS functionality.
- Enable logging across services for issue resolution and performance.
- Ensure active logging for comprehensive monitoring and troubleshooting capabilities.

- Validate outputs, ensuring accuracy boosts and cost-effectiveness.

#### 10. Documentation and Assessment:

Record-Keeping:

- Detailed documentation ensures replicability and troubleshooting clarity.
- Capture setup intricacies, configurations, for comprehensive reference materials.
- Document outcomes meticulously to track progress and improvements.

Critical Review:

- Evaluate outcomes against predefined objectives and performance targets.
- Identify issues, bottlenecks hindering goal attainment, and efficiency.
- Highlight areas ripe for enhancement or optimization strategies.

#### 11. Gather Feedback and

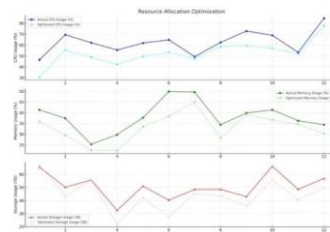
Refine: Stakeholder

Reviews:

- Engage stakeholders, gather insights, foster collaborative decision-making.
- Iteratively refine PoC based on feedback and discoveries.
- Adapt project scope to accommodate improvements and advancements.

## Uses

1. Resource Allocation Optimization: Analyzing data to optimize the allocation of computational resources for reservoir simulation, ensuring efficient utilization.





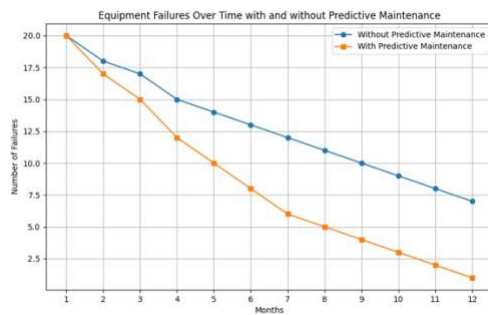
9. Evaluate the

PoC: Criteria for

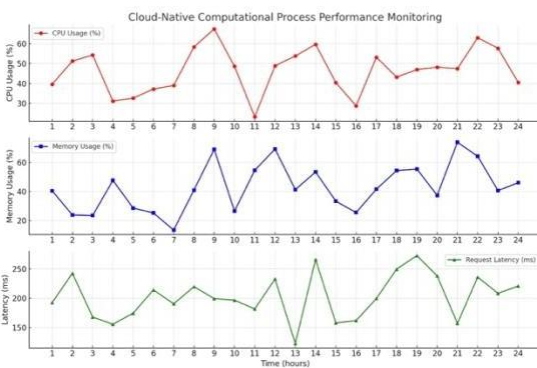
Success:

- Establish benchmarks; quantify progress toward speed goals.
- Conduct thorough performance assessments against industry benchmarks.

2. Predictive Maintenance: Implementing predictive analytics to anticipate equipment failures or maintenance needs in the computational infrastructure, minimizing downtime



3 Performance Monitoring: Utilizing data analytics to monitor the performance of cloud-native computational processes and identify bottlenecks or areas for improvement.



4. Cost Optimization: Analyzing cost data associated with cloud resources and computational processes to optimize spending and minimize expenses.

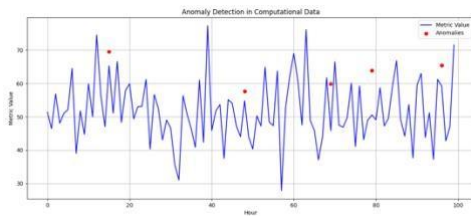




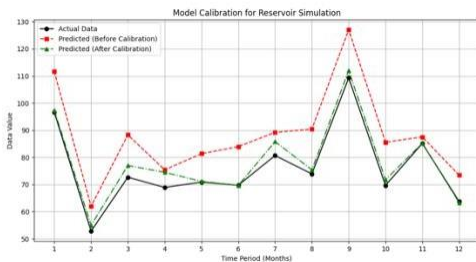
5.Data Quality Assurance: Implementing data quality checks and analytics to ensure the accuracy and reliability of input data for reservoir simulation



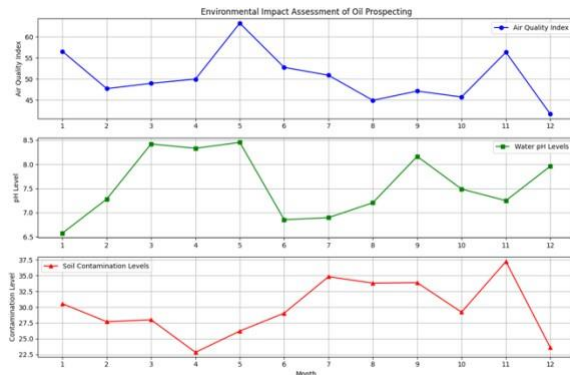
6.Anomaly Detection: Employing anomaly detection techniques to identify unusual patterns or outliers in the computational data, which may indicate errors or significant events.



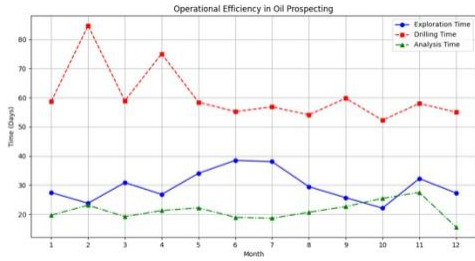
7.Model Calibration: Using historical data and advanced analytics techniques to calibrate reservoir simulation models, improving accuracy and reliability.



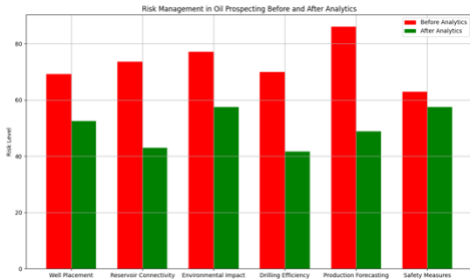
8.Environmental Impact Assessment: Analyzing data to assess the environmental impact of oil prospecting activities, enabling better decision-making and compliance with regulations



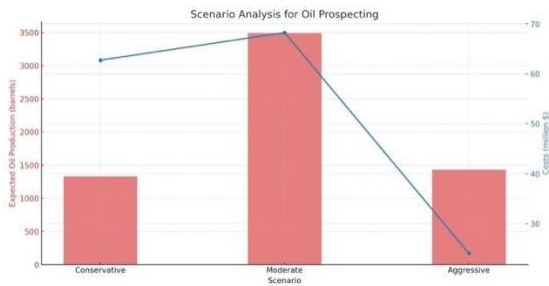
9.Operational Efficiency: Analyzing operational data to identify opportunities for streamlining processes and improving efficiency in oil prospecting activities



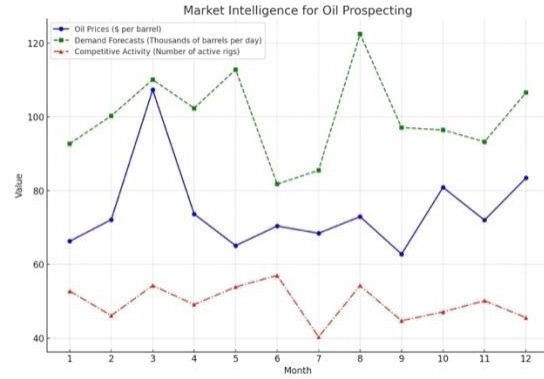
10.Risk Management: Employing data analytics to assess and mitigate risks associated with reservoir simulation and oil prospecting, such as geological uncertainties or market fluctuations.



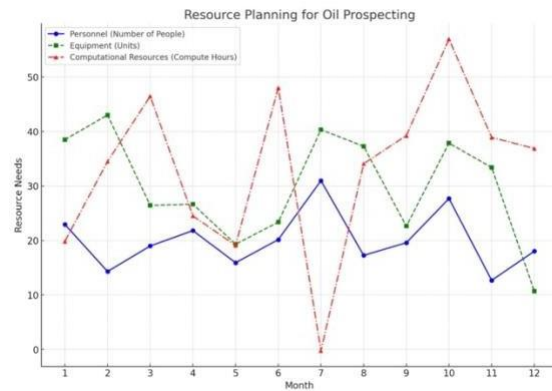
11.Scenario Analysis: Conducting scenario analysis using historical and simulated data to evaluate different strategies and their potential outcomes in oil prospecting activities



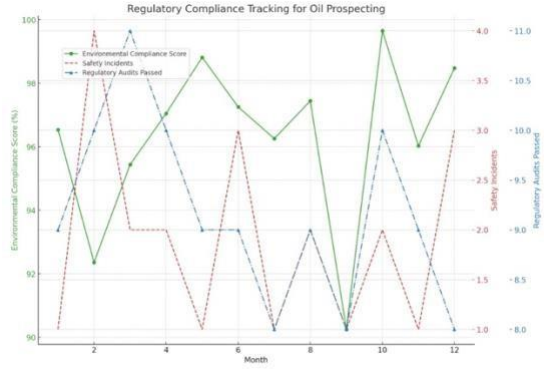
12.Market Intelligence: Analyzing market data and trends to inform decision-making regarding oil prospecting activities, including pricing, demand forecasts, and competitive landscape analysis.



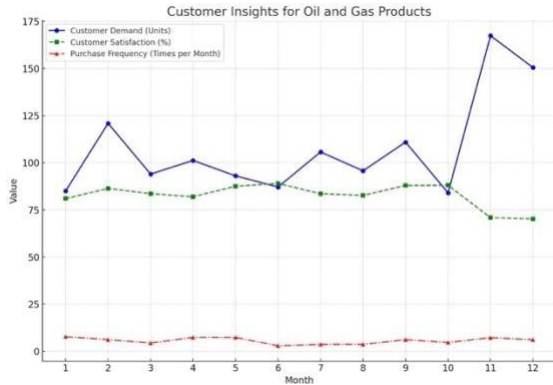
13.Resource Planning: Using data analytics to forecast resource requirements for future oil prospecting projects, including personnel, equipment, and computational resources.



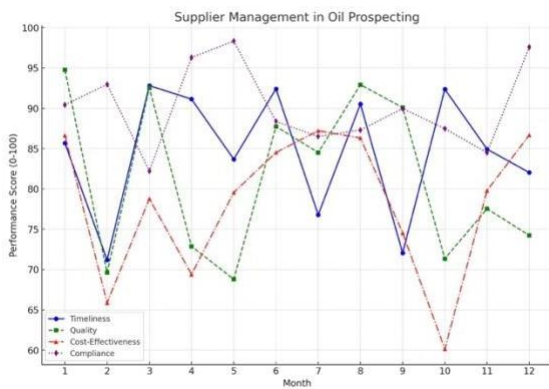
14.Regulatory Compliance: Leveraging data analytics to ensure compliance with regulatory requirements and standards governing oil prospecting activities, such as environmental regulations or safety guidelines.



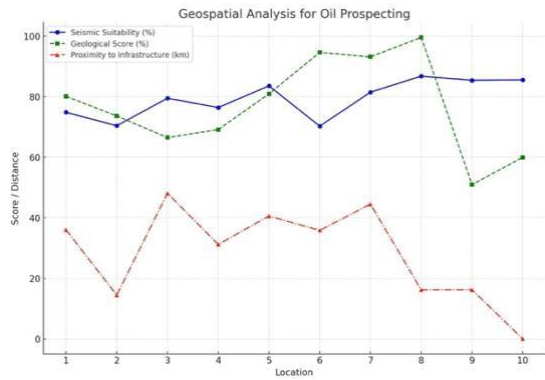
15.Customer Insights: Analyzing data to gain insights into customer preferences, demands, and behavior patterns related to oil and gas products, informing marketing and sales strategies.



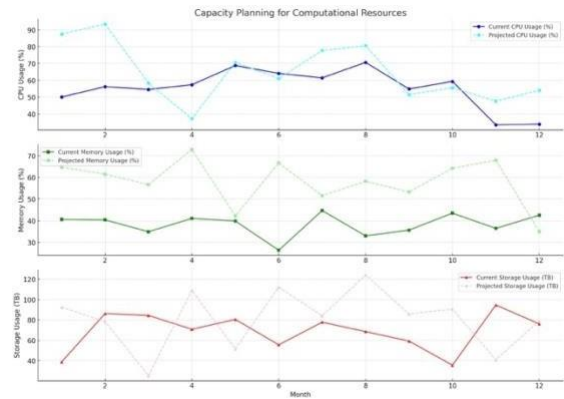
16.Supplier Management: Utilizing data analytics to assess supplier performance, manage relationships, and optimize procurement processes for materials and services related to oil prospecting.



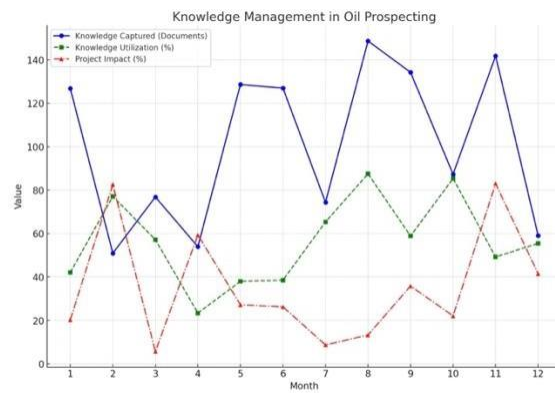
17. Geospatial Analysis: Incorporating geospatial data and analytics to enhance reservoir characterization and exploration efforts, identifying optimal drilling locations and resource distribution



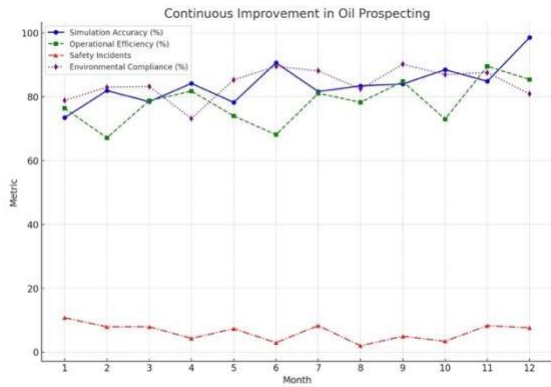
18. Capacity Planning: Using data analytics to forecast future capacity needs for computational infrastructure and resources, ensuring scalability and responsiveness to demand fluctuations.



19. Knowledge Management: Implementing data analytics solutions to capture, organize, and analyze institutional knowledge and expertise related to reservoir simulation and oil prospecting activities.



20. Continuous Improvement: Establishing a framework for continuous improvement based on data-driven insights, fostering innovation and optimization in all aspects of oil prospecting operations.



These issues span various aspects of business operations and decision-making in the context of data analytics- enhanced cloud-native computational reservoir simulation for accelerated oil prospecting, highlighting the potential benefits and applications of leveraging data analytics in this domain.

## Impact

The implementation of data analytics in oil prospecting, as detailed through the various scenarios and applications discussed, can significantly impact a business in the oil and gas sector. Here are ten impacts it can bring:

1. Expense Minimization: Through data analysis, companies can pinpoint inefficient operations and pinpoint savings opportunities, drastically cutting both operating and capital costs. This is achieved through predictive maintenance, better allocation of resources, and optimizing supply chain operations.

2. Boost in Efficiency: Utilizing real-time data and predictive analytics, businesses are able to improve operational efficiency, make processes more fluent, and minimize idle times, which results in increased productivity and greater output.

3. Improved Decision Making: The availability of real-time and historical data analyses gives decision-makers the power to make well-informed

choices, enhancing strategic planning and the execution of activities related to oil exploration.

4. Enhancement in Safety: Predictive analytics aids in foreseeing potential safety threats, lowering accident risks, and securing a safer workplace by enhancing safety protocols and applying predictive maintenance.

5. Commitment to the Environment: Analytics assist in observing and diminishing environmental impacts by pinpointing the most environmentally friendly strategies and assuring adherence to environmental laws, thus advancing a company's sustainability efforts.

6. Enhanced Market Competitiveness: By tapping into market intelligence and understanding customer insights, businesses can better grasp market dynamics and consumer necessities, enabling them to adjust their services and products to meet market needs more proficiently.

7. Optimizing Resources: Businesses can ensure the effective utilization of equipment, personnel, and computing resources through the use of geospatial analyses and capacity planning, optimizing resource allocation.

8. Innovation in Product Development: The continuous enhancement and management of knowledge facilitated by data analytics propels innovation, which in turn drives the creation of new technologies, methods, and products within the oil and gas industry.

9. Risk Reduction: By forecasting potential challenges in reservoir simulation and oil exploration, data analytics improves risk management, allowing for preemptive actions to be taken to lessen risks associated with geological uncertainties or market variations.

10. Supplier and Relationship Enhancement: Through data-driven analyses of supplier performance and managing relationships, businesses can fine-tune their procurement processes. This assures the acquisition of quality and cost-efficient materials and services, thus boosting the reliability of the overall supply chain.

## Extended Use Cases

Here are ten extended use cases across different sectors:

- 1. Managing Water Resources:** The field of environmental management utilizes similar computational simulations for the efficient handling and distribution of water resources. Through data analytics, it's possible to foresee the needs for water supply and demand, enhance the operation of reservoirs, and tackle the problems of droughts and floods.
- 2. Geothermal Energy Advancement:** In the sphere of renewable energy, the integration of computational simulations with data analysis can refine the search and development of geothermal energy, bolstering the detection of geothermal active areas and making the process of generating energy more efficient.
- 2. Exploration and Mining of Minerals:** The mining sector can benefit from improved computational simulations for mapping out mineral deposits, examining geological reports, and refining mining practices. This results in an effective extraction of resources while diminishing the negative impact on the environment.
- 3. Agriculture: Planning of Land and Water Usage:** These technologies are employed in agriculture to model soil conditions and water movements, which assists in determining crop rotation, planning irrigation, and optimizing the usage of land to boost productivity and conserve resources.
- 4. Urban Development and Infrastructure Planning:** In the fields of civil engineering and urban planning, employing similar simulation methods can facilitate the design and creation of infrastructure. This includes predicting the ecological effects of new buildings or enhancing traffic circulation in expanding urban areas.
- 5. Climate Change Projections and Countermeasure Strategies:** The broadened application of computational simulations and data analytics in environmental science can refine climate projections, enabling the forecasting of climate change effects and the formulation of efficient countermeasures and adaptation tactics.

**6. Financial Risk Handling:** In the finance industry, the use of cutting-edge computational simulations hosted on the cloud can aid in modeling financial markets, evaluating risks, and tailoring investment plans to fit various financial conditions.

**7. Pharmaceuticals: Research and Innovation:** Similar methods can expedite the process of drug discovery and development within the pharmaceutical sector by simulating molecular interactions and enhancing the design of clinical trials.

**8. Optimizing the Supply Chain:** In the sectors of manufacturing and retail, simulations bolstered by data analysis can refine the logistics of supply chains, predict consumer demand, and manage stock levels more effectively, thereby slashing costs and elevating customer satisfaction.

**9. Preparation and Response to Disasters:** Computational simulations play a crucial role in emergency management by forecasting the impacts of natural calamities, enhancing preparedness, refining response plans, and shortening the duration of recovery phases.

## Conclusions

Combining data analytics with cloud-native computational techniques for reservoir simulation heralds a revolutionary stride in oil searching, constituting a marked advancement in the exploration and extraction processes within the oil and gas sector. This innovative method capitalizes on the strengths of vast data analytics, cloud technology, and intricate simulation methods to offer a quicker, more precise, and economical option for pinpointing and assessing possible oil and gas deposits.

Utilizing the extensive computational capabilities, the cloud offers, firms are now able to perform more elaborate simulations across broader territories with unprecedented detail. This enhancement not only bolsters the precision of the models of reservoirs but also enables swift iterations of simulations under a range of scenarios. Such advancements lead to a more nuanced comprehension of what lies beneath the surface, paving the way for more strategic decision-making processes.

This collective methodology also advocates for a greener, more sustainable model for exploring oil and



gas.

Enhanced accuracy in simulations means that companies can curtail unnecessary exploratory drilling, thereby lessening their impact on the environment and remaining in line with regulatory demands.

In essence, the embrace of data analytics-backed cloud- native computational reservoir simulation

## References

- [1] Brister, A. W. (2022). Oil, Gas, and Mineral Law. 1, 8(1), 245.  
<https://doi.org/10.25172/smuatxs.8.1.10>
- [2] Zavatsky, M. D., Veduta, O. V., & Naumenko, V. O. (2022). Prospecting terrain for surface geochemical exploration of oil and gas in West Siberia. *Geology, Ecology, and Landscapes*, 1–11.  
<https://doi.org/10.1080/24749508.2022.2132007>
- [3] Li, X., Hu, W., Li, X., & Zhang, B. (2022). The division of oil and gas accumulation assemblage in Sichuan Basin and the construction of favorable accumulation assemblage prediction model. *Energy Reports*, 8, 14716–14725.  
<https://doi.org/10.1016/j.egy.2022.10.373>
- [4] Босиков, И. И., & Maier, A. (2021). Comprehensive assessment and analysis of the oil and gas potential of Meso-Cenozoic sediments in the North Caucasus. *Zapiski Gornogo Instituta*, 251, 648–657.  
<https://doi.org/10.31897/pmi.2021.5.4>
- [5] Aliyeva, U. J., & Author\_Id, N. (2021). Some features of prospecting work in the oil and gas region of Ganja. *Elmi Əsərlər*, 3, 4–8.  
<https://doi.org/10.5510/ogp20210300523>
- [6] Ibrahim, N. S., Alharbi, A. A., Alzahrani, T. A., Abdulkarim, A. M., Alessa, I. A., Hameed, A. M., Albabtain, A. S., Alqahtani, D., Alsawwaf, M., & Almuqhim, A. A. (2022). Well performance Classification and prediction: Deep learning and machine learning long term regression experiments on oil, gas, and water production. *Sensors*, 22(14), 5326.  
<https://doi.org/10.3390/s22145326>
- [7] Zargar, Z., & Thakur, G. (2022). marks a pivotal progression in oil prospecting. It signals a shift towards more technologically advanced, data-centric, and environmentally respectful practices within the oil and gas domain. Not only does this avant-garde strategy hasten the process of oil and gas exploration, but it also improves its efficacy, accuracy, and ecological friendliness, establishing a novel benchmark for the future of the industry.  
Importance of reservoir simulation and early reservoir management for successful field development — Case study. *Energy Reports*, 8, 5038–5052.  
<https://doi.org/10.1016/j.egy.2022.03.189>
- [8] Makhotin, I., Orlov, D., & Koroteev, D. (2022). Machine learning to rate and predict the efficiency of waterflooding for oil production. *Energies*, 15(3), 1199.  
<https://doi.org/10.3390/en15031199>
- [9] Quantitative study and simulation of carbon dioxide disposal and storage in oil reservoirs. (2021). *Biointerface Research in Applied Chemistry*, 12(1), 1174–1184.  
<https://doi.org/10.33263/briac121.11741184>
- [10] Lei, Q., Xu, Y., Chen, B., Guan, B., Wang, X., Bi, G., Li, H., Li, S., Ding, B., Fu, H., Zheng, T., Li, T., & Zhang, H. (2022). Progress and prospects of horizontal well fracturing technology for shale oil and gas reservoirs. *Petroleum Exploration and Development*, 49(1), 191–199.  
[https://doi.org/10.1016/s1876-3804\(22\)60015-6](https://doi.org/10.1016/s1876-3804(22)60015-6)
- [11] Wilantara, D., Mulyono, N. B., & Winarso, D. (2022). Automate short cyclic well job candidacy using Artificial Neural Networks– Enabled Lean Six Sigma Approach: a case study in oil and gas company. *International Journal on Advanced Science, Engineering and Information Technology*, 12(4), 1639. <https://doi.org/10.18517/ijaseit.12.4.12845>
- [12] Alimohammadi, H., & Chen, S. N. (2022). Performance evaluation of outlier detection techniques in production timeseries: A systematic review and meta-analysis. *Expert Systems With Applications*, 191, 116371.  
<https://doi.org/10.1016/j.eswa.2021.116371>
- [13] Sattari, F., Lefsrud, L., Kurian, D., & Macciotta, R. (2022). A theoretical framework



for data-driven artificial intelligence decision making for enhancing the asset integrity management system in the oil & gas sector. *Journal of Loss Prevention in the Process Industries*, 74, 104648. <https://doi.org/10.1016/j.jlp.2021.104648>

[14] Kumari, L., & Aggrawal, R. (2022). An Insight into Predictive Analytics Techniques. *International Journal for Research in Applied Science and Engineering Technology*, 10(12), 984–987. <https://doi.org/10.22214/ijraset.2022.48071>

[15] Caceres, V. a. T., Author\_Id, N., Duffaut, K., Westad, F., Stovas, A., Johansen, Y. B., Jenssen, A., Author\_Id, N., Author\_Id, N., Author\_Id, N., Author\_Id, N., & Author\_Id, N. (2022). Automated log Data Analytics workflow – the value of data access and management to reduced turnaround time for log analysis. *Petrophysics*, 63(1), 35–60. <https://doi.org/10.30632/pjv63n1-2022a3>

[16] Aljameel, S. S., Alomari, D. M., Alismail, S., Khawaher, F., Alkhudhair, A. A., Aljubran, F., & Alzannan, R. M. (2022). An anomaly detection model for oil and gas pipelines using machine learning. *Computation (Basel)*, 10(8), 138. <https://doi.org/10.3390/computation10080138>

[17] Hajizadeh, Y. (2019). Machine learning in oil and gas; a SWOT analysis approach. *Journal of Petroleum Science and Engineering*, 176, 661–663. <https://doi.org/10.1016/j.petrol.2019.01.113>

[18] Solving problems of the oil and gas sector using machine learning algorithms. (2021). *Acta Montanistica Slovaca*, 26, 327–337. <https://doi.org/10.46544/ams.v26i2.11>

[19] Ibrahim, N. S., Alharbi, A. A., Alzahrani, T. A., Abdulkarim, A. M., Alessa, I. A., Hameed, A. M., Albabtain, A. S., Alqahtani, D., Alsawwaf, M., & Almuqhim, A. A. (2022). Well performance Classification and prediction: Deep learning and machine learning long term regression experiments on oil, gas, and water production. *Sensors*, 22(14), 5326. <https://doi.org/10.3390/s22145326>

[20] Xiao, C., Zhang, S., Ma, X., Zhou, T., & Li, X.

(2022). Surrogate-assisted hydraulic fracture optimization workflow with applications for shale gas reservoir development: a comparative study of machine learning models. *Natural Gas Industry B*, 9(3), 219–231. <https://doi.org/10.1016/j.ngib.2022.03.004>

[21] Houston, R., Oyedeji, O., & Abdoulmoumine, N. (2022). Detailed biomass fast pyrolysis kinetics integrated to computational fluid dynamic (CFD) and discrete element modeling framework: Predicting product yields at the bench-scale. *Chemical Engineering Journal*, 444, 136419. <https://doi.org/10.1016/j.cej.2022.136419>

[22] Chohan, H. Q., Ahmad, I., Mohammad, N., Manca, D., & Çalışkan, H. (2022). An integrated approach of artificial neural networks and polynomial chaos expansion for prediction and analysis of yield and environmental impact of oil shale retorting process under uncertainty. *Fuel*, 329, 125351. <https://doi.org/10.1016/j.fuel.2022.125351>

[23] Eslamidoost, Z., Arabzadeh, M., Oskoie, V., & Dehghani, S. (2022). Carbon footprint calculation in one of the largest Gas Refinery Companies in the Middle East. *Environmental Science and Pollution Research*, 29(54), 81609–81623. <https://doi.org/10.1007/s11356-022-21482-6>

[24] Sabet, N., Irani, M., & Hassanzadeh, H. (2022). Inflow Control Devices Placement: A Computational Fluid Dynamics approach. *Spe Journal*, 27(03), 1562–1576. <https://doi.org/10.2118/209211-pa>

