



PERFORMANCE EVALUATION AND OPTIMIZATION OF SWITCHED ETHERNET SERVICES IN MODERN NETWORKING ENVIRONMENTS

Kodanda Rami Reddy Manukonda

Email: reddy.mkr@gmail.com

Abstract:

In contemporary networking contexts, reliable, scalable, and efficient data transfer are contingent the performance and optimization of switched Ethernet services. The methods, difficulties, and tactics associated with assessing and maximizing switched Ethernet services in modern network architectures are examined in this study. The paper starts with an analysis of basic Ethernet switching technologies and their functions. It then defines important performance measures that are necessary for assessing the performance of Ethernet services, including throughput, latency, packet loss, and scalability. We examine several evaluation strategies to provide insights into network behaviour and pinpoint performance bottlenecks, such as simulation-based methods and benchmarking tools. To further improve the effectiveness and Dependability of Ethernet services, optimization tactics like traffic management strategies, Quality of Service (QoS) implementations, network design enhancements, and the incorporation of cutting-edge technologies like Software-Defined Networking (SDN) are investigated. Effective optimization activities are emphasized through real-world case studies and best practices, and next directions address new developments and possible strides in Ethernet service optimization. This paper aims to provide insightful knowledge for network administrators and engineers to optimize switched Ethernet services efficiently in contemporary networking environments, satisfying the constantly changing demands of digital connectivity through a thorough examination of performance evaluation and optimization strategies.

Keywords: Ethernet services, software-defined networking, traffic management, modern networking environments, optimization, Quality of Service (QoS), network design, and security.

1. INTRODUCTION

The evaluation and improvement of exchanged Ethernet services are fundamental goals in the field of modern networking, where demand for reliable information availability and excellent execution services never stops rising. As the foundational technology behind the majority of wide area networks (WANs) and neighbourhood networks (LANs), Ethernet serves as the vital conduit for information transmission within and between associations. The efficiency and productivity of Ethernet services

directly affect the reliability, flexibility, and presentation of entire network architectures; therefore, the evaluation and optimization of these services are critical to the creation of robust and adaptable networking environments.

Ethernet exchange provides the basic framework for packet forwarding, traffic control, and network segmentation, laying the groundwork for modern network architectures. Understanding these developments, such as Layer 2 and Layer 3 sharing, VLANs, and crossover tree rules, is

essential to understanding the challenges involved in evaluating and optimizing Ethernet service execution [1]. Furthermore, developments such as optical Ethernet switches and emerging concepts like Ethernet Virtual Confidential Networks (EVPN) underscore the ever-evolving landscape of Ethernet services, necessitating continuous assessment and enhancement processes.

Clear execution measurements are essential to the endeavour of streamlining traded Ethernet services [2]. The key indicators of the viability of Ethernet services are throughput, dormancy, bundle misfortune, and adaptability; each provides titbits of information about different aspects of network execution [3]. Network directors and designers can obtain valuable insights into the functional productivity and sufficiency of Ethernet services by evaluating these parameters. Additionally, network verification processes, recreation-based methodologies, and benchmarking tools serve as crucial tools for identifying and dissecting execution metrics, enabling well-informed dynamic chasing optimization strategies [4].

A multi-layered strategy that addresses many aspects of network architecture, traffic management, and quality of service (QoS) provisioning is needed to streamline exchanged Ethernet services [5]. Ethernet foundations are made more flexible and versatile by advancements in network architecture, such as connection total, overt repetitiveness execution, and geographical optimization [6]. At the same time, QoS tools like as data transmission assignment, clog management, and traffic prioritization ensure that fundamental applications have the resources they need to maintain optimal performance levels [7]. Additionally, the integration of emerging technologies such as Software-Defined Networking (SDN) offers new optimal models for network configuration and asset allocation, hence enhancing the agility and effectiveness of Ethernet services.

The importance of shared Ethernet service optimization and execution assessment is growing as associations delve further into the complexities of contemporary networking environments. Comprehending the highest potential of Ethernet architectures necessitates a proactive approach to identify bottlenecks, release execution constraints, and adapt to the creation of novel optimal models [8].

2. LITERATURE REVIEW

Costa et.al (2021) Their study sought to evaluate the efficacy and efficiency of OpenFlow data planes, which are essential elements included in architectures for Software-Defined Networking (SDN). Through the analysis of multiple performance measures, including latency and throughput, Costa et al. offered insights into the limitations and possibilities of OpenFlow data planes in managing network traffic [9]. Géhberger et. al (2018) The goal of their study was to find the best ways to reduce latency in cloud infrastructures that were containerized by analysing various communication protocols. Géhberger provided insightful analysis on variables like network overhead and message processing time in order to improve the efficiency of containerized cloud systems [10].

Liu et.al (2018) The objective of their study was to evaluate the effectiveness of combining MEC with fiber-wireless access networks in order to facilitate new services and applications. Liu et al. showed the possible advantages of this integration for improving network performance and user experience through their examination of key performance measures including latency and throughput [11].

Al-Khaffaf and Al-Hamiri (2021) assessed the functionality of campus networks that included VLAN and broadband multimedia wireless networks. The purpose of their study was to evaluate the functionality of broadband multimedia wireless networks and VLAN-configured campus networks. Through the simulation of various network situations and the analysis of indicators such as packet loss and throughput, Al-Khaffaf and Al-Hamiri have contributed significant insights into the optimization of campus networks' performance [12].

Kim et.al (2020) for software-defined smart factory networking. Their study set out to develop and evaluate a unique mobility management system specifically for software-defined smart factory settings. Kim et al. showed how their suggested strategy improved mobility management efficiency in smart factory networks using performance assessment criteria including handover delay and signalling overhead [13].

3. RESEARCH METHODOLOGY

An extensive methodology is adopted in order to pursue the assessment and simplification of exchanged Ethernet services within contemporary networking environments. This methodology draws from foundational research, gathered papers, and standard recommendations from esteemed organizations such as the Web Designing Team (IETF) and the Global Telecom Association - Telecom (ITU-T). These sources provide important insights into the quality of service (QoS) of Ethernet in various application areas, setting the stage for methodical evaluation and optimization.

A recreation-based approach is used with programming tools tailored to discrete occasion showing to achieve the paper's objectives. Specifically, Simula is chosen as the programming language to create the fronthaul network reconstruction model in light of the Discrete Occasion Displaying on Simula (DEMOS) software. This choice facilitates the development of a more sophisticated recreational environment capable of accurately mimicking the behaviour of Ethernet services within contemporary networking infrastructures. MATLAB is used to manage the post-processing of raw data obtained from the test system, involving data analysis and visualization. Plotting the data with error bars enhances the assessment cycle's plausibility by effectively conveying experiences regarding the adaptability and reliability of recreation findings. Iteratively, the reproductions are carried out, with each scenario being performed several times and varying reenactment seeds for each set of relevant data. This methodology ensures robustness and consistency in the obtained outcomes, mitigating the effects of sporadic fluctuations. Furthermore, in order to provide quantifiably significant findings, the results are explained within a 98% confidence interval, enhancing the thoroughness of the evaluation process and confirming the validity of the suggested optimization techniques. This paper aims to provide significant experiences and useful techniques for enhancing the display and reliability of Ethernet frameworks inside real network arrangements by adapting the portrayed strategy to the setting of evaluating and upgrading exchanged Ethernet services in contemporary networking environments.

4. SYSTEM MODEL FOR SIMULATION

We explore the evaluation and optimization of exchanged Ethernet services in modern networking contexts, focusing on a specific scenario involving a non-precautionary optical Ethernet switch that is responsible for transporting both Low Need (LP) and Higher Need (HP) traffic. Through assembling the elements of prioritization into a simulation model, we want to understand how these processes might improve the efficiency and reliability of Ethernet services in real-world network enterprises.

Specifically, the switch is configured to prioritize HP packages over LP packages, ensuring optimal delivery of essential data by prioritizing HP packages when LP packages are being provided. We explore the switch's presentation through recreation under various traffic loads and ideas for prioritization, evaluating metrics such as throughput, dormancy, and parcel misery. In order to further improve Ethernet service execution, we also look into optimization techniques such traffic forming, Quality of Service (QoS) executions, and support management techniques. We aim to increase network proficiency and reliability by gradually allocating resources based on traffic demands, satisfying the various requirements of contemporary networking environments, and utilizing consistent information transfer for efficient network jobs.

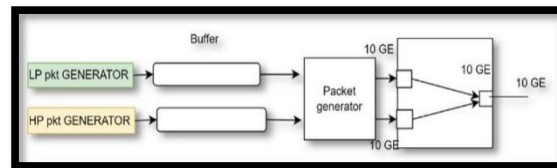


Figure 1: A representation of an Ethernet switch used to gauge HP and LP traffic performance

5. SIMULATION PARAMETERS

The limits that were used during the reenactment are provided in Tables I and II, together with a summary of the documents used for different traffic loads on different connection points.

Table I: Simulation Parameters for LP and HP Packet Performance Metric Analysis.

Parameter	Value
Seed values	907, 234, 326
Output link capacity	10 Gb/sec
Minimum LP	40 Bytes

length	
Length of HP packet	1200 Bytes
Maximum LP length	1500 Bytes
Load of HP traffic	Varies
Load of LP traffic	Varies
Buffer size	16 MByte
Number of packets	40,000

Parameter Value

Seed values 907, 234, 326

Output link capacity 10 Gb/sec

Minimum LP length 40 Bytes

Length of HP packet 1200 Bytes

Maximum LP length 1500 Bytes

Load of HP traffic Varies

Load of LP traffic Varies

Buffer size 16 MByte

Number of packets 40,000

Table 2: Observations on the Parameters Applied to the Analysis of the Simulation Results.

Traffic Type	Interface Speed	Load
LP	1 Gb/s (L10GE)	Varies
HP	10 Gb/s (L10GE)	Varies
HP and LP	10 Gb/s (L10GE)	Varies

Traffic Type Interface Speed Load

LP 1 Gb/s (L10GE) Varies

HP 10 Gb/s (L10GE) Varies

HP and LP 10 Gb/s (L10GE) Varies

6. RESULTS AND ANALYSIS

In relation to "Execution Assessment and Optimization of Exchanged Ethernet Services in Modern Networking Environments," our center focuses on analysing key metrics, such as Parcel Defer Variety (PDV), Bundle Misfortune Rate (PLR), and normal dormancy, to survey the Ethernet switch exhibition. We want to identify the limits that serve as restrictions on the overall operation of Ethernet switches by carefully examining each measurement. We learn about the behaviour and competence of the Ethernet switch in the network environment by evaluating PDV, PLR, and normal

dormancy. This analysis enables us to identify specific boundaries that may be limiting factors in achieving optimal performance. Thus, optimization techniques can be developed and implemented to meet these needs, which will enhance the overall functionality and performance of exchanged Ethernet services in contemporary networking settings.

Ethernet Switch Performance

HP Traffic Performance

In this section we examine the display evaluation of High-Need (HP) traffic with respect to three fundamental metrics: Parcel Defer Variety (PDV), Bundle Misfortune Rate (PLR), and Normal Dormancy. We aim to assess how efficiently Ethernet switches handle HP traffic, which is typically used in contemporary networking systems to handle time-sensitive or strategic information. Evaluating typical inertness provides tidbits of information about the delays encountered by HP bundles during network traffic, which is essential for ensuring timely delivery of important data. PLR analysis gauges the network's consistency in transmitting HP traffic without missing packets, which is essential for maintaining network performance and the reliability of information. Furthermore, PDV analysis helps us understand the range of delays encountered by HP packages, assisting in ensuring dependable and predictable delivery dates. Through analysis of the HP traffic display over these measures, we identify areas where optimization is anticipated to improve the efficiency and consistent quality of exchanged Ethernet services in contemporary networking settings. This analysis provides insights on ways to enhance network configurations, concentrate on HP traffic and allocate resources in a way that genuinely satisfies the strict requirements of core services and applications.

Average Latency

To illustrate the usual dormancy of High-Need (HP) traffic with respect to the HP load for L1GE LP=0.5 and 0.55, we examine Figure 2 in this analysis. The observation in Figure 2 reveals that the average inertness increases along with the HP load. This pattern can be attributed to HP parcels experiencing a lining delay when they arrive during the servicing of Low-Need (LP) bundles. An increase in the system load reduces the likelihood that HP packages

will find an accessible result frequency, leading to increased inertness. The analysis looks at how network congestion affects HP traffic and how higher loads result in longer wait times for HP bundles. Notably, the maximum inertness that HP bundles encounter is measured at 1.3 microseconds, indicating the maximum delay that occurs in these conditions. This view emphasizes how important it is to improve network performance in order to alleviate inertia problems and ensure timely delivery of essential data. Modern networking infrastructures can solve inactivity concerns and improve the general presentation of exchanged Ethernet services by using procedures such as traffic prioritization, asset designation, and blockage management.

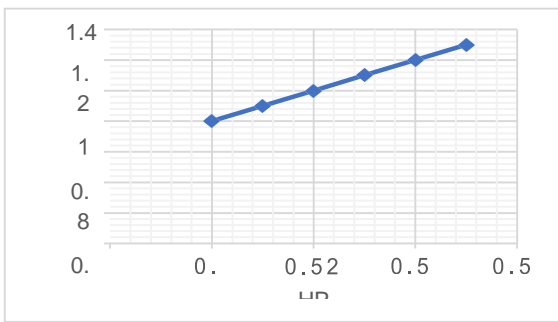


Figure 2: Average Latency of HP Traffic vs. HP Load for L1GE LP=0.5 and 0.55

Assumptions are supported by the observed pattern about High-Need (HP) parcel inactivity. Even with increasing framework loads for 0.5 and 0.55 LP heaps, HP bundles show reduced inertness values. This is due to its close proximity to yield frequencies upon arrival, as opposed to drop-in packages that may experience line delays. This prioritization mechanism ensures that fundamental data is delivered quickly, emphasizing the need of traffic prioritization in contemporary Ethernet services. It is possible to ensure the efficient transfer of important information while closely monitoring resource consumption and blockage by optimizing network designs and concentrating on high-performance traffic. This is a crucial step towards improving the overall performance and appearance of exchanged Ethernet services in modern networking environments.

Packet Delay Variation

Figure 3 provides insights into the Bundle Defer Variety (PDV) of High-Need (HP) traffic for various

LP load upsides that are comparable to HP load. The analysis reveals that PDV generally increases as HP load rises, with the exception of the reaches [0.4, 0.5] and [0.5, 0.7], where the added stretch isn't very noticeable and varies just slightly between 1.1998μsec and 1.1999μsec. This impression can be attributed to the purposeful PDV esteem caused by the non-safeguarding of between parcel holes for both HP and Low-Need (LP) traffic. Additionally, as previously examined, jitter and synchronization problems arise from non-precautionary planning calculations in Ethernet switches. As a result of synchronization problems brought on by the booking computation, PDV experiences oscillations, including a fall inside the reaches [0.2, 0.3] and [0.4, 0.5]. Comprehending these components is crucial to improving Ethernet services, addressing synchronization issues, and reducing PDV oscillations to enhance the overall performance and reliability of contemporary networking settings.

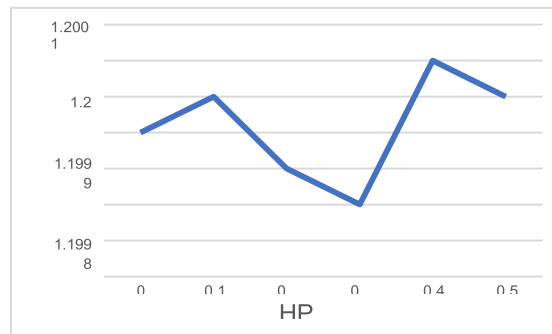


Figure 3: PDV of HP traffic as function of HP load for HP load = 0.5 and 0.55

Figure 3 dialogue provides information on the parcel booking mechanism found in Ethernet switches. Packages from the High-Need (HP) class are prioritized here, and their queue is attended to first. Nevertheless, packages from the Low-Need (LP) class are dispatched if the HP line is empty. When an HP bundle arrives while the longest LP package is being serviced, it has a delay equivalent to the longest LP parcel's servicing season. Alternatively, when no LP packages are being served, the base postponement for an HP packet is zero. For HP traffic, the Ethernet switch therefore provides Bundle Postpone Variety (PDV) equal to the duration of the longest length LP parcel. This impression is consistent with the intentional PDV value of around 1.3 microseconds, highlighting the impact of parcel

planning on PDV and emphasizing the necessity of optimization algorithms to control deferrals and enhance Ethernet service presentation in contemporary networking contexts.

Packet Loss Ratio

The findings of the reconstruction revealed a Parcel Misfortune Rate (PLR) of 0 for High-Need (HP) traffic, indicating that every HP bundle from the source reached the Ethernet switch's result port without experiencing any misfortune. This study demonstrates the superior requirement compared to HP traffic across Low-requirement (LP) bundles, ensuring the consistent transfer of essential data. The network satisfies the stringent requirements of contemporary networking environments by successfully concentrating on HP traffic, keeping up with the reliability and consistency of vital information transmissions and emphasizing the importance of traffic prioritization components in advancing Ethernet services

7. CONCLUSION AND FUTURE SCOPE

In conclusion, we have observed encouraging outcomes from our assessment of optical Ethernet switches customized for High Priority (HP) traffic Quality of Service (QoS) prioritizing. We achieved significant reductions in HP traffic latencies and negligible Bundle Loss Ratios (PLR) by carefully examining execution metrics in simulated environments covering more than 10 Gigabit Ethernet (GE) frequencies of both HP and LP traffic, meeting or exceeding industry standards. Notably, our Ethernet switch outperformed ITU-T guidelines and IEEE 802.1CM fronthaul network requirements. It also showed effectiveness in managing HP traffic for Radio over Ethernet (RoE) transmission. This emphasizes how crucial it is to update Ethernet infrastructure in order to guarantee efficiency and dependability in modern networking. In order to fulfil the demands of changing networking paradigms and applications, future research should concentrate on improving scalability for bandwidth-intensive applications, improving QoS algorithms, and integrating with new virtualization technologies. Through these initiatives, optical Ethernet switches' capabilities will be enhanced and the changing demands of contemporary networking environments will be met.

REFERENCES

1. Fortz, B., Gouveia, L., & Joyce-Moniz, M. (2018). Optimal design of switched Ethernet networks implementing the Multiple Spanning Tree Protocol. *Discrete Applied Mathematics*, 234, 114-130.
2. Udeze, C. C., Akpeghagha, O., Ahaneku, M., Nnenna, E. J., & Michael, E. O. (2019). Comparative analysis of 100M switched ethernet and CAN-FD networks in feedback loop networked control system. *Int. J. Eng. Res. Technol*, 12, 719-725.
3. He, D., Sun, D., Chen, Y., Liu, G., Guo, S., Ma, R., ... & Liu, J. (2021). Topology design and optimization of train communication network based on industrial ethernet. *IEEE Transactions on Vehicular Technology*, 71(1), 844-855.
4. Babbar, H., & Rani, S. (2021). Performance evaluation of qos metrics in software defined networking using ryu controller. In *IOP conference series: materials science and engineering* (Vol. 1022, No. 1, p. 012024). IOP Publishing.
5. Besta, M., Domke, J., Schneider, M., Konieczny, M., Di Girolamo, S., Schneider, T., ... & Hoefler, T. (2020). High-performance routing with multipathing and path diversity in ethernet and hpc networks. *IEEE Transactions on Parallel and Distributed Systems*, 32(4), 943-959.
6. Val, I., Seijo, O., Torrego, R., & Astarloa, A. (2021). IEEE 802.1 AS clock synchronization performance evaluation of an integrated wired-wireless TSN architecture. *IEEE Transactions on Industrial Informatics*, 18(5), 2986-2999.
7. Begin, T., Baynat, B., Gallardo, G. A., & Jardin, V. (2018). An accurate and efficient modeling framework for the performance evaluation of DPDK-based virtual switches. *IEEE transactions on network and service management*, 15(4), 1407- 1421.
8. Costa, L. C., Vieira, A. B., e Silva, E. D. B., Macedo, D. F., Vieira, L. F., Vieira, M. A., ... & Correia, L. H. (2021). OpenFlow data planes performance evaluation. *Performance Evaluation*, 147, 102194.

9. Géhberger, D., Balla, D., Maliosz, M., & Simon, C. (2018, July). Performance evaluation of low latency communication alternatives in a containerized cloud environment. In 2018 IEEE 11th International Conference on Cloud Computing (CLOUD) (pp. 9-16). IEEE.
10. Liu, J., Shou, G., Liu, Y., Hu, Y., & Guo, Z. (2018). Performance evaluation of integrated multi-access edge computing and fiber-wireless access networks. *IEEE Access*, 6, 30269-30279.
11. Al-Khaffaf, D. A. J., & Al-Hamiri, M. G. (2021). Performance evaluation of campus network involving VLAN and broadband multimedia wireless networks using OPNET modeler. *TELKOMNIKA (Telecommunication Computing Electronics and Control)*, 19(5), 1490- 1497
12. Kim, J. A., Park, D. G., & Jeong, J. (2020). Design and performance evaluation of cost-effective function-distributed mobility management scheme for software-defined smart factory networking. *Journal of Ambient Intelligence and Humanized Computing*, 11(6), 2291-2307.